

INDEPENDENT AUDITOR'S REPORT

The Members of
MUTHOOT MONEY LIMITED
Kochi

Opinion

We have audited the accompanying financial statements of **MUTHOOT MONEY LIMITED**, which comprise the Balance Sheet as at March 31, 2022, and the Statement of Profit and Loss, Statement of Changes in Equity and the Statement of Cash Flows for the year then ended, and notes to the financial statements including a summary of significant accounting policies and other explanatory information.

In our opinion and to the best of our information and according to the explanations given to us, the aforesaid financial statements, give the information required by The Companies Act, 2013 in the manner so required and give a true and fair view, in conformity with the accounting principles generally accepted in India of the state of affairs of the company as at March 31, 2022 and its loss, changes in equity, and its cash flows for the year ended on that date.

Basis for Opinion

We conducted our audit in accordance with the Standards on Auditing (SAs) specified under section 143(10) of the Companies Act, 2013. Our responsibilities under those Standards are further described in the Auditor's Responsibilities for the Audit of the Financial Statements section of our report. We are independent of the Company in accordance with the Code of Ethics issued by the Institute of Chartered Accountants of India together with the ethical requirements that are relevant to our audit of the financial statements under the provisions of the Companies Act, 2013 and the Rules thereunder, and we have fulfilled our other ethical responsibilities in accordance with these requirements and the Code of Ethics. We believe that the audit evidence we have obtained is sufficient and appropriate to provide a basis for our opinion.

Emphasis of Matter

We draw attention to the following:

- a. The management estimates that, the impact on the operations and financial position of the company on account of the outbreak of COVID-19 pandemic and the consequent lockdown imposed by the Government is not significant. However, the company has made a higher provision than as required by the Reserve Bank of India guidelines in this regard. (Refer Note No.38)

Our opinion is not modified in respect of this matter



Other Information

The Company's Board of Directors is responsible for the other information. The other information comprises the information included in the Annual Report, but does not include the financial statements and our auditor's report thereon. The Annual report is expected to be made available to us after the date of this auditor's report.

Our opinion on the financial statements does not cover the other information and we do not express any form of assurance conclusion thereon.

In connection with our audit of the financial statements, our responsibility is to read the other information and, in doing so, consider whether the other information is materially inconsistent with the financial statements or our knowledge obtained in the audit or otherwise appears to be materially misstated.

If, based on the work we have performed, we conclude that there is a material misstatement of this other information, we are required to report that fact. We have nothing to report in this regard.

Responsibilities of Management and Those Charged with Governance for the Standalone Financial Statements

The Company's Board of Directors is responsible for the matters stated in Section 134(5) of the Companies Act, 2013 with respect to the preparation of these financial statements that give a true and fair view of the financial position, financial performance and cash flows of the Company in accordance with the accounting principles generally accepted in India, including the Accounting Standards specified under Section 133 of the Act, read with Rule 7 of the Companies (Accounts) Rules, 2014.

This responsibility also includes maintenance of adequate accounting records in accordance with the provisions of the Act for safeguarding of the assets of the Company and for preventing and detecting frauds and other irregularities; selection and application of appropriate accounting policies; making judgments and estimates that are reasonable and prudent; and design, implementation and maintenance of adequate internal financial controls, that were operating effectively for ensuring the accuracy and completeness of the accounting records, relevant to the preparation and presentation of the financial statements that give a true and fair view and are free from material misstatement, whether due to fraud or error.

In preparing the financial statements, management is responsible for assessing the Company's ability to continue as a going concern, disclosing, as applicable, matters related to going concern and using the going concern basis of accounting unless management either intends to liquidate the Company or to cease operations, or has no realistic alternative but to do so.

Those Board of Directors are also responsible for overseeing the Company's financial reporting process.



Auditor's Responsibilities for the Audit of the Financial Statements

Our objectives are to obtain reasonable assurance about whether the financial statements as a whole are free from material misstatement, whether due to fraud or error, and to issue an auditor's report that includes our opinion. Reasonable assurance is a high level of assurance, but is not a guarantee that an audit conducted in accordance with SAs will always detect a material misstatement when it exists. Misstatements can arise from fraud or error and are considered material if, individually or in the aggregate, they could reasonably be expected to influence the economic decisions of users taken on the basis of these financial statements.

As part of an audit in accordance with SAs, we exercise professional judgment and maintain professional skepticism throughout the audit. We also:

- Identify and assess the risks of material misstatement of the financial statements, whether due to fraud or error, design and perform audit procedures responsive to those risks, and obtain audit evidence that is sufficient and appropriate to provide a basis for our opinion. The risk of not detecting a material misstatement resulting from fraud is higher than for one resulting from error, as fraud may involve collusion, forgery, intentional omissions, misrepresentations, or the override of internal control.
- Obtain an understanding of internal control relevant to the audit in order to design audit procedures that are appropriate in the circumstances. Under section 143(3)(i) of the Companies Act, 2013, we are also responsible for expressing our opinion on whether the company has adequate internal financial controls system in place and the operating effectiveness of such controls.
- Evaluate the appropriateness of accounting policies used and the reasonableness of accounting estimates and related disclosures made by management.
- Conclude on the appropriateness of management's use of the going concern basis of accounting and, based on the audit evidence obtained, whether a material uncertainty exists related to events or conditions that may cast significant doubt on the Company's ability to continue as a going concern. If we conclude that a material uncertainty exists, we are required to draw attention in our auditor's report to the related disclosures in the financial statements or, if such disclosures are inadequate, to modify our opinion. Our conclusions are based on the audit evidence obtained up to the date of our auditor's report. However, future events or conditions may cause the Company to cease to continue as a going concern.
- Evaluate the overall presentation, structure and content of the financial statements, including the disclosures, and whether the financial statements represent the underlying transactions and events in a manner that achieves fair presentation.



We communicate with those charged with governance regarding, among other matters, the planned scope and timing of the audit and significant audit findings, including any significant deficiencies in internal control that we identify during our audit.

We also provide those charged with governance with a statement that we have complied with relevant ethical requirements regarding independence, and to communicate with them all relationships and other matters that may reasonably be thought to bear on our independence, and where applicable, related safeguards.

Report on Other Legal and Regulatory Requirements

1. As required by the Companies (Auditor's Report) Order, 2020 issued by the Central Government of India in terms of sub-section (11) of section 143 of The Companies Act 2013, we give in the "Annexure B", a statement on the matters specified in paragraphs 3 and 4 of the Order.
2. As required by section 143(3) of the Act, we report that:
 - a. We have sought and obtained all the information and explanations which to the best of our knowledge and belief were necessary for the purpose of our audit;
 - b. In our opinion proper books of account as required by law have been kept by the Company so far as it appears from our examination of those books.
 - c. The Balance Sheet, Statement of Profit and Loss, Statement of Changes in Equity and Cash Flow Statement dealt with by this Report are in agreement with the books of account.
 - d. In our opinion the aforesaid financial statements comply with the Accounting Standards specified under section 133 of the Act, read with relevant rules issued there under.
 - e. On the basis of written representations received from the directors as on March 31, 2022 taken on record by the Board of Directors, none of the directors are disqualified as on March 31, 2022 from being appointed as a director in terms of Section 164(2) of the Act.
 - f. With respect to the adequacy of the internal financial controls over financial reporting of the Company and the operating effectiveness of such controls, refer to our separate Report in "Annexure A".



With respect to the other matters to be included in the Auditor's Report in accordance with Rule 11 of the Companies (Audit and Auditors) Rules, 2014, in our opinion and to the best of our information and according to the explanations given to us:

- i) The company does not have any pending litigations which would impact its financial position.
- ii) The company does not have any long-term contracts requiring a provision for material foreseeable losses.
- iii) The company does not have any amounts required to be transferred to the Investor Education and Protection Fund.
- iv) The company has not advanced or loaned or invested any funds to or in any other persons or entities, including foreign entities ("Intermediaries"), with the understanding, whether recorded in writing or otherwise, that the Intermediary shall, whether, directly or indirectly lend or invest in other persons or entities identified in any manner whatsoever by or on behalf of the company ("Ultimate Beneficiaries") or provide any guarantee, security or the like on behalf of the Ultimate Beneficiaries other than those disclosed in the notes to accounts.
- v) The company has not received any funds from any persons or entities, including foreign entities ("Funding Parties") with the understanding, whether recorded in writing or otherwise, that the company shall, whether, directly or indirectly, lend or invest in other persons or entities identified in any manner whatsoever by or on behalf of the Funding Party ("Ultimate Beneficiaries") or provide any guarantee, security or the like on behalf of the Ultimate Beneficiaries other than those disclosed in the notes to accounts
- vi) The company has not declared or paid any dividend during the year.

For JVR & ASSOCIATES

Chartered Accountants

(F. R. No. 011121S)



Amal Varghese

Partner

M.No.244752

UDIN: 22244752AJGFVS3407

Place: Kochi-16

Date:17.05.2022

ANNEXURE (A) REFERRED TO IN PARAGRAPH 2(f) OF INDEPENDENT AUDITOR'S REPORT OF EVEN DATE TO THE MEMBERS OF MUTHOOT MONEY LIMITED ON THE FINANCIAL STATEMENTS OF THE COMPANY FOR THE YEAR ENDED MARCH 31, 2022.

Report on the Internal Financial Controls under Clause (i) of Sub-section 3 of Section 143 of the Companies Act, 2013

We have audited the internal financial controls over financial reporting of Muthoot Money Limited as of March 31, 2022 in conjunction with our audit of the financial statements of the Company for the year ended on that date.

Management's Responsibility for Internal Financial Controls

The Board of Directors of the company is responsible for establishing and maintaining internal financial controls based on the internal control over financial reporting criteria established by the company considering the essential components of internal control stated in the Guidance Note on Audit of Internal Financial Controls over Financial Reporting issued by the Institute of Chartered Accountants of India.

These responsibilities include the design, implementation and maintenance of adequate internal financial controls that were operating effectively for ensuring the orderly and efficient conduct of its business, including adherence to company's policies, the safeguarding of its assets, the prevention and detection of frauds and errors, the accuracy and completeness of the accounting records, and the timely preparation of reliable financial information, as required under the Companies Act, 2013.

Auditors' Responsibility

Our responsibility is to express an opinion on the Company's internal financial controls over financial reporting based on our audit. We conducted our audit in accordance with the Guidance Note on Audit of Internal Financial Controls Over Financial Reporting and the Standards on Auditing, issued by ICAI and deemed to be prescribed under section 143(10) of the Companies Act, 2013, to the extent applicable to an audit of internal financial controls, both applicable to an audit of Internal Financial Controls and, both issued by the Institute of Chartered Accountants of India. Those Standards and the Guidance Note require that we comply with ethical requirements and plan and perform the audit to obtain reasonable assurance about whether adequate internal financial controls over financial reporting was established and maintained and if such controls operated effectively in all material respects.



Our audit involves performing procedures to obtain audit evidence about the adequacy of the internal financial controls system over financial reporting and their operating effectiveness. Our audit of internal financial controls over financial reporting included obtaining an understanding of internal financial controls over financial reporting, assessing the risk that a material weakness exists, and testing and evaluating the design and operating effectiveness of internal control based on the assessed risk. The procedures selected depend on the auditor's judgment, including the assessment of the risks of material misstatement of the financial statements, whether due to fraud or error.

We believe that the audit evidence we have obtained is sufficient and appropriate to provide a basis for our audit opinion on the Company's internal financial controls system over financial reporting.

Meaning of Internal Financial Controls over Financial Reporting

A company's internal financial control over financial reporting is a process designed to provide reasonable assurance regarding the reliability of financial reporting and the preparation of financial statements for external purposes in accordance with generally accepted accounting principles. A company's internal financial control over financial reporting includes those policies and procedures that (1) pertain to the maintenance of records that, in reasonable detail, accurately and fairly reflect the transactions and dispositions of the assets of the company; (2) provide reasonable assurance that transactions are recorded as necessary to permit preparation of financial statements in accordance with generally accepted accounting principles, and that receipts and expenditures of the company are being made only in accordance with authorizations of management and directors of the company; and (3) provide reasonable assurance regarding prevention or timely detection of unauthorized acquisition, use, or disposition of the company's assets that could have a material effect on the financial statements.

Inherent Limitations of Internal Financial Controls over Financial Reporting

Because of the inherent limitations of internal financial controls over financial reporting, including the possibility of collusion or improper management override of controls, material misstatements due to error or fraud may occur and not be detected. Also, projections of any evaluation of the internal financial controls over financial reporting to future periods are subject to the risk that the internal financial control over financial reporting may become inadequate because of changes in conditions, or that the degree of compliance with the policies or procedures may deteriorate.



Opinion


According to the information and explanations given to us and based on our audit, the following material weaknesses have been identified as at March 31, 2022:

- 1) The migration to the new software is yet to be completed.
- 2) The scope, coverage & extend of internal audit needs to be improved.
- 3) The management control over repossession/ sale of hypothecated assets needs to be strengthened.

A 'material weakness' is a deficiency, or a combination of deficiencies, in internal financial control over financial reporting, such that there is a possibility that a material misstatement of the company's annual or interim financial statements will not be prevented or detected on a timely basis.

In our opinion, except for the possible effects of the material weakness described above on the achievement of the objectives of control criteria, the company has, in all material respects, an adequate internal financial controls system over financial reporting and such internal financial controls over financial reporting were operating effectively as at March 31, 2022, based on the internal control over financial reporting criteria established by the Company considering the essential components of internal control stated in the Guidance Note on Audit of Internal Financial Controls Over Financial Reporting issued by the Institute of Chartered Accountants of India.

We have considered the material weaknesses identified and reported above in determining the nature, timing and extent of audit tests in our audit of the financial statements of the Company, and these material weaknesses does not affect our opinion on the financial statements of the Company.



Place: Kochi-16
Date:17.05.2022

For JVR& ASSOCIATES
Chartered Accountants
(F. R. No. 011121S)

Amal Varghese
Partner

M.No.244752

UDIN: 22244752AJGFVS3407


ANNEXURE(B) REFERRED TO IN PARAGRAPH 1 OF INDEPENDENT AUDITOR'S REPORT OF EVEN DATE TO THE MEMBERS OF MUTHOOT MONEY LIMITED ON THE FINANCIAL STATEMENTS OF THE COMPANY FOR THE YEAR ENDED MARCH 31, 2022.

In terms of Companies (Auditor's Report) Order 2020, issued by Central Government of India, in terms of section 143(11) of The Companies Act, 2013, we further report, on the matters specified in paragraph 3 and 4 of the said Order, that: -

- 1) (i)(a) The company is maintaining proper records showing full particulars, including quantitative details and situation of Property, Plant & Equipment, which however, needs to be updated.
 - (i)(b) The Company is maintaining proper records showing full particulars of intangible asset, which however, needs to be updated.
 - (ii) The Property, Plant & Equipment have been physically verified by the management at reasonable Intervals.
 - (iii) The company doesn't have any immovable property.
 - (iv) The company has not revalued its Property, Plant & Equipment or Intangible assets during the year.
 - (v) No proceedings have been initiated against the company for holding benami property under The Benami Transactions (Prohibition) Act, 1988 and rules made there under.
- 2) (i) The company has not made investments in, provided any guarantee or security granted any loans or advances in the nature of loans, secured or unsecured to companies, firms, LLPs, or any other parties.
 - 3) The company has not given any loans or guarantees/made any investments within the meaning of section 185 & 186 of The Companies Act, 2013.
 - 4) The company has not accepted any deposits from the public in terms of Section 73 to 76 or any other relevant provisions of the Companies Act, 2013
 - 5) The Central government has not prescribed the maintenance of costs records under section 148(1) of the Act, for any of the products manufactured by the company.




- 6) (i) The company is regular in depositing undisputed statutory dues with appropriate authorities.
- (ii) According to the records of the company, there are no statutory dues which have not been deposited on account of any dispute.
- 7) There are no transactions that are not recorded in the books of account to be surrendered or disclosed as income during the year in the tax assessments under the Income Tax Act, 1961.
- 8) (i) The company has not defaulted in any repayment of dues to any financial institution or bank or debenture holders.
- (ii) The company has not been declared as a willful defaulter by any bank or financial institution or other lender.
- (iii) The term loans have been utilised for the purposes for which they were obtained.
- (iv) The funds raised on short term basis have not been utilised for long term purposes.
- (v) The Company has not taken any funds from any entity or person on account of or to meet the obligations of its subsidiaries, associates or joint ventures.
- (vi) The Company has not raised any loans during the year on the pledge of securities held in its subsidiaries, joint ventures or associate companies.
- 9) (i) The company has not made any initial public offer during the year.
- (ii) The company has not made any preferential allotment or private placement of shares or fully or partly or optionally convertible debentures during the year.
- 10) During the course of our examination of the books and records of the company carried out in accordance with generally accepted auditing practices in India and according to the information and explanations given to us, there have been instances of fraud on the company by its employee amounting to Rs. 0.16 million and by customers amounting to Rs. 5.13 million as included in Note 40 to the financial statements. No fraud by the company has been noticed or reported during the year, nor have we been informed of any such case by the management.
- 11) The transactions entered into with related parties are in compliance with section 177 & 188 of The Companies Act, 2013 and the details have been disclosed in the financial statements as required by the applicable accounting standards.
- 12) (i) The scope & coverage of the internal audit system of the Company needs to be improved.



- (ii) The reports of the Internal Auditors for the period under audit has been considered.
- 13) According to the information & explanations given to us, in our opinion during the year the company has not entered into any non-cash transactions with its directors or persons connected with its directors and hence provision of section 192 of the Companies Act 2013 are not applicable to the company.
- 14) (i) The company has taken registration under section 45-IA of The Reserve Bank of India Act, 1934.
- (ii) The Company has not conducted any Non-Banking Financial or Housing Finance activities without a valid Certificate of Registration (CoR) from the Reserve Bank of India as per the Reserve Bank of India Act 1934.
- (iii) The Company is not a Core Investment Company (CIC) as defined under Regulations by the Reserve Bank of India.
- (iv) The Group does not have any Core Investment Company as part of the Group.
- 15) The Company has not incurred cash losses in financial year and in the immediately preceding financial year.
- 16) There has not been any resignation of the statutory auditors during the year.
- 17) On the basis of the financial ratios, ageing and expected dates of realization of financial assets and payment of financial liabilities, other information accompanying the financial statements, the auditor's knowledge of the Board of Directors and management plans, we are of the opinion that no material uncertainty exists as on the date of the audit report that company is capable of meeting its liabilities existing at the date of balance sheet as and when they fall due within a period of one year from the balance sheet date.
- 18) Matters specified in clauses (ii), (xii), (xx) and (xxi) of paragraph 3 of the Companies (Auditor's Report) Order, 2020 are not applicable to the company.



For JVR & ASSOCIATES
Chartered Accountants
(F. R. No. 0111215)


Amal Varghese
Partner

M.No.244752
UDIN:22244752AJGFVS3407

Muthoot Money Limited

Kurian Towers, Banerji Road, Ernakulam

CIN: U65910KL1994PLC008454

Balance Sheet as at March 31, 2022

(Rs. in millions, unless otherwise stated)

| Particulars | Notes | As at March 31, 2022 | As at March 31, 2021 |
|---|-------|-------------------------|-------------------------|
| I. ASSETS | | | |
| Financial assets | | | |
| Cash and cash equivalents | 5 | 61.73 | 61.65 |
| Bank balance other than above | 6 | - | 183.24 |
| Loans | 7 | 2,010.82 | 3,562.09 |
| Other financial assets | 8 | 25.41 | 5.72 |
| Non-financial Assets | | | |
| Current tax assets (net) | | 23.86 | 22.67 |
| Deferred tax assets (net) | | 63.62 | 41.38 |
| Property, plant and equipment | 9 | 43.72 | 10.15 |
| Other intangible assets | 10 | 0.19 | 0.30 |
| Other - non financial assets | 11 | 38.73 | 1.67 |
| Total Assets | | 2,268.08 | 3,888.86 |
| II. LIABILITIES AND EQUITY | | | |
| Financial Liabilities | | | |
| Payables | | | |
| Trade Payables | 12 | | |
| (i) total outstanding dues of micro enterprises and small enterprises | | - | - |
| (ii) total outstanding dues of creditors other than micro enterprises and small enterprises | | 7.08 | 7.92 |
| Borrowings (other than debt securities) | 13 | 1,186.09 | 2,739.93 |
| Other Financial liabilities | 14 | 36.46 | 36.89 |
| Non-financial Liabilities | | | |
| Provisions | 15 | 1.09 | 1.79 |
| Other non-financial liabilities | 16 | 2.15 | 2.90 |
| Equity | | | |
| Equity share capital | 17 | 62.17 | 62.17 |
| Other equity | 18 | 973.04 | 1,037.26 |
| Total Liabilities and Equity | | 2,268.08 | 3,888.86 |

The accompanying notes form integral part of the financial statements

For and on behalf of Board of Directors

As per our report of even date attached

George Jacob Muthoot
Director
DIN: 00018235

Vinod Krishna
Chief Executive Officer

George M Jacob
Director
DIN :00018955

Vijayk T V
Company Secretary



For JVR and Associates
Chartered Accountants

Amal Vaghese
Partner
M. No. 244752

Place: Kochi
Date : 17-05-2022

Muthoot Money Limited

Kurian Towers, Banerji Road, Ernakulam

CIN: U65910KL1994PLC008454

Statement of Profit and Loss for the year ended March 31, 2022

| Particulars | Notes | (Rs. in millions, unless otherwise stated) | |
|---|-------|--|------------------------------|
| | | Year ended March 31, 2022 | Year ended March 31, 2021 |
| Revenue from operations | | | |
| Interest Income | 19 | 369.47 | 662.48 |
| Service fees collected | | 43.00 | 34.18 |
| I Total Revenue from operations | | 412.47 | 696.66 |
| II Other Income | 20 | 43.11 | 0.65 |
| III Total Income (I+II) | | 455.58 | 697.31 |
| IV Expenses | | | |
| Finance costs | 21 | 127.19 | 297.54 |
| Fees and commission expense | | 22.31 | 25.47 |
| Impairment of financial instruments | 22 | 183.26 | 136.89 |
| Employee benefit expenses | 23 | 92.01 | 126.08 |
| Depreciation, amortization and impairment | 24 | 3.23 | 4.11 |
| Other expenses | 25 | 116.04 | 65.93 |
| Total Expenses (IV) | | 544.04 | 656.02 |
| V Profit before tax (III-IV) | | -88.46 | 41.29 |
| VI Tax Expense: | | | |
| (1) Current tax | 26 | - | 17.84 |
| (2) Deferred tax | | (22.74) | (11.80) |
| (3) Taxes relating to prior years | | - | (2.22) |
| VII Profit for the year (V-VI) | | -65.72 | 37.47 |
| VIII Other Comprehensive Income | | | |
| <u>Items that will not be reclassified to profit & loss account</u> | | | |
| (i) Remeasurements of defined benefit plans | | 2.00 | 0.42 |
| (ii) Income Tax relating to items that will not be reclassified to profit or loss account | | (0.50) | (0.11) |
| IX Total Comprehensive Income for the year (VII-VIII) | | -64.22 | 37.78 |
| Earnings per equity share | 27 | | |
| Basic (Rs.) | | (1,057.05) | 602.63 |
| Diluted (Rs.) | | (1,057.05) | 602.63 |

The accompanying notes form integral part of the financial statements

For and on behalf of Board of Directors

As per our report of even date attached

George Jacob Muthoot
Director
DIN :00018235

Vinod Krishna
Chief Executive Officer

George M Jacob
Director
DIN :00018955

Vishakh T V
Company Secretary

For JVR and Associates
Chartered Accountants



Amal Varghese
Partner
M. No. 244752

Place: Kochi
Date : 17-05-2022

Muthoot Money Limited

Kurian Towers, Banerji Road, Ernakulam

CIN: U65910KL1994PLC008454

Cash Flow Statement for the year ended March 31, 2022

(Rs. in millions, unless otherwise stated)


| Particulars | As at March 31, 2022 | As at March 31, 2021 |
|--|-------------------------|-------------------------|
| Cash flow from operating activities | | |
| Profit before tax | (88.46) | 41.29 |
| <i>Adjustments</i> | | |
| Depreciation, amortisation & impairment | 3.23 | 4.11 |
| Profit on sale of fixed assets | (0.03) | 0.53 |
| Impairment on financial instruments | 183.26 | 136.89 |
| Loss on sale of Repossessed Assets | 70.63 | 32.93 |
| Acturial Gains in OCI | 2.00 | 0.42 |
| Finance costs | 127.19 | 297.54 |
| Operating profit before working capital changes | 297.82 | 513.71 |
| Working capital changes | | |
| Loans | 1,297.03 | 1,296.11 |
| Bank balance other than cash & cash equivalents | 183.24 | (11.32) |
| Other financial asset | (19.36) | 15.01 |
| Other non financial asset | (37.06) | 2.09 |
| Other financial liabilities | (0.43) | 21.35 |
| Other non financial liabilities | (0.75) | (3.18) |
| Trade payables | (0.84) | (2.71) |
| Provision | (0.70) | (1.75) |
| Cash generation from operations | 1,718.95 | 1,829.35 |
| Income tax paid | (1.19) | (53.78) |
| Net cash flows from operating activities (A) | 1,717.76 | 1,775.57 |
| Cash flow from investing activities | | |
| Purchase of Plant, Property and Equipment and intangibles | (36.93) | (2.21) |
| Sale of Plant, Property and Equipment and intangibles | 0.28 | 0.60 |
| Net cash flows from investing activities (B) | (36.65) | (1.61) |
| Cash flow from financing activities | | |
| Proceeds from issue of shares | - | - |
| Finance Cost | (127.19) | (297.54) |
| Increase / (decrease) in borrowings (other than debt securities) | (1,553.84) | (1,531.74) |
| Net cash flows from financing activities (C) | (1,681.03) | (1,829.28) |
| Net increase/(decrease) in cash and cash equivalents | 0.08 | (55.31) |
| Cash and cash equivalents at the beginning of the period | 61.65 | 116.96 |
| Cash and cash equivalents at the end of the period | 61.73 | 61.65 |

The accompanying notes form integral part of the financial statements

For and on behalf of Board of Directors

George Jacob Muthoot
Director
DIN :00018235

Vinod Krishna
Chief Executive Officer



George M Jacob
Director
DIN :00018955

Vinod Krishna
Company Secretary

As per our report of even date attached

For JVR and Associates
Chartered Accountants



Amal Varghese
Partner
M. No. 244752

Place: Kochi
Date : 17-05-2022

Muthoot Money Limited

Kurian Towers, Banerji Road, Ernakulam
CIN: U65910KL1994PLC006454

Statement of Changes in Equity for the year ended March 31, 2022

(₹ in millions, unless otherwise stated)

A. Equity Share Capital

As at 31st March 2022

| Balance at the beginning of the current reporting period | Changes in Equity Share Capital due to prior period errors | Restated balance at the beginning of the current reporting period | Changes in equity share capital during the current year | Balance at the end of the current reporting period |
|--|--|---|---|--|
| 62.17 | - | 62.17 | - | 62.17 |

As at 31st March 2021

| Balance at the beginning of the previous reporting period | Changes in Equity Share Capital due to prior period errors | Restated balance at the beginning of the previous reporting period | Changes in equity share capital during the previous year | Balance at the end of the previous reporting period |
|---|--|--|--|---|
| 62.17 | - | 62.17 | - | 62.17 |

B. Other Equity

As at 31st March 2022

| Particulars | Reserves and Surplus | | | Other Comprehensive Income | Total |
|---|----------------------|--------------------|-------------------|---|----------|
| | Statutory Reserve | Securities Premium | Retained Earnings | Remeasurement of defined benefit plans. | |
| Balance at the beginning of the current reporting period | 16.27 | 955.33 | 65.52 | 0.13 | 1,037.26 |
| Changes in accounting policy/prior period errors | - | - | - | - | - |
| Restated balance at the beginning of the current reporting period | 16.27 | 955.33 | 65.52 | 0.13 | 1,037.26 |
| Total Comprehensive Income for the current year | - | - | -64.22 | - | -64.22 |
| Dividends | - | - | - | - | - |
| Transfer to retained Earnings | - | - | - | - | - |
| OCI for the year before income tax | - | - | -2.00 | 2.00 | - |
| Income tax on OCI | - | - | 0.50 | -0.50 | - |
| Balance at the end of the previous reporting period | 16.27 | 955.33 | -0.20 | 1.63 | 973.04 |

As at 31st March 2021

| Particulars | Reserves and Surplus | | | Other Comprehensive Income | Total |
|--|----------------------|--------------------|-------------------|--|----------|
| | Statutory Reserve | Securities Premium | Retained Earnings | Actuarial gains from remeasurement of defined benefit plans. | |
| Balance at the beginning of the previous reporting period | 8.80 | 955.33 | 35.53 | -0.18 | 999.47 |
| Changes in accounting policy/prior period errors | - | - | - | - | - |
| Restated balance at the beginning of the previous reporting period | 8.80 | 955.33 | 35.53 | -0.18 | 999.47 |
| Total Comprehensive Income for the previous year | - | - | 37.78 | - | 37.78 |
| Dividends | - | - | - | - | - |
| Transfer to retained Earnings | 7.47 | - | -7.47 | - | - |
| OCI for the year before income tax | - | - | -0.42 | 0.42 | - |
| Income tax on OCI | - | - | 0.11 | -0.11 | - |
| Balance at the end of the previous reporting period | 16.27 | 955.33 | 65.52 | 0.13 | 1,037.26 |

The accompanying notes form integral part of the financial statements

For and on behalf of Board of Directors

George Jacob Muthoot
Director
DIN: 00948235

Vinod Krishna
Chief Executive Officer

George M Jacob
Director
DIN: 0018955

Visakh V
Company Secretary

As per our report of even date attached

For JVR and Associates
Chartered Accountants

Amal Varghese
Partner
M. No. 244/52



Place: Kochi
Date: 17-05-2022

Muthoot Money Limited

Kurian Towers, Banerji Road, Ernakulam
CIN: U65910KL1994PLC008454

Notes to financial statements for the year ended March 31, 2022
(₹ in millions, unless otherwise stated)

1. Corporate Information

Muthoot Money Limited (formerly known as Muthoot Money Private Limited) ("the Company") was incorporated as a private limited Company on 13th December, 1994 and was converted into a public limited company on 18.06.2019. The Company is a 100% subsidiary of Muthoot Finance Limited. The Company obtained permission from the Reserve Bank of India for carrying on the business of Non-Banking Financial Institutions on 16-05-2007 vide Regn No. B 16.00063. The Company is presently classified as Systemically Important Non-Deposit Taking NBFC (NBFC-ND-SI). The Registered Office of the Company is at Muthoot Chambers, Opposite Saritha Theatre Complex, Banerji Road, Ernakulam, Kochi - 682 018, India.

2. Basis of preparation and presentation

2.1 Statement of Compliance

The financial statements of the Company have been prepared in accordance with the accounting policies generally accepted in India including Indian Accounting Standards (Ind AS) notified under the Companies (Indian Accounting Standards) Rules, 2015 (as amended from time to time).

For all periods up to and including the year ended 31 March 2018, the Company prepared its financial statements in accordance with requirements of the Accounting standards notified under the Companies (Accounting Standards) Rules, 2006 (Indian GAAP or previous GAAP).

2.2. Basis of measurement

The financial statements have been prepared on a historical cost basis, except for certain assets and liabilities which have been measured at fair value at the end of the reporting period, as explained in the accounting policies below.

2.3 Functional and presentation currency

The financial statements are presented in Indian Rupees (INR) which is also its functional currency and all values are rounded to the nearest million, except when otherwise indicated.



1. 2. 3.

3. Summary of Significant Accounting Policies

3.1 Recognition of interest income

The Company recognises interest income by applying the effective interest rate to the gross carrying amount of a financial asset except for purchased or originated credit-impaired financial assets and other credit-impaired financial assets.

For purchased or originated credit-impaired financial assets, the Company applies the credit-adjusted effective interest rate to the amortized cost of the financial asset from initial recognition.

For other credit-impaired financial assets, the company applies effective interest rate to the amortised cost of the financial asset in subsequent reporting periods.

The effective interest rate on a financial asset is the rate that exactly discounts estimated future cash receipts through the expected life of the financial asset to the gross carrying amount of a financial asset. While estimating future cash receipts, factors like expected behaviour and life cycle of the financial asset, probable fluctuation in collateral value etc are considered which has an impact on the EIR.

While calculating the effective interest rate, the Company includes all fees and points paid or received to and from the borrowers that are an integral part of the effective interest rate, transaction costs, and all other premiums or discounts.

Interest income on all trading assets and financial assets required to be measured at FVTPL is recognised using the contractual interest rate as net gain on fair value changes.

3.2 Recognition of revenue from sale of goods or services

Revenue (other than for Financial Instruments within the scope of Ind AS 109) is measured at an amount that reflects the considerations, to which an entity expects to be entitled in exchange for transferring goods or services to customer, excluding amounts collected on behalf of third parties. The Company recognises revenue from contracts with customers based on a five-step model as set out in Ind AS 115:

Step 1: Identify contract(s) with a customer: A contract is defined as an agreement between two or more parties that creates enforceable rights and obligations and sets out the criteria for every contract that must be met.

Step 2: Identify performance obligations in the contract: A performance obligation is a promise in a contract with a customer to transfer a good or service to the customer.

Step 3: Determine the transaction price: The transaction price is the amount of consideration to which the Company expects to be entitled in exchange for transferring promised goods or services to a customer, excluding amounts collected on behalf of third parties.



Step 4: Allocate the transaction price to the performance obligations in the contract: For a contract that has more than one performance obligation, the Company allocates the transaction price to each performance obligation in an amount that depicts the amount of consideration to which the Company expects to be entitled in exchange for satisfying each performance obligation.

Step 5: Recognise revenue when (or as) the Company satisfies a performance obligation Revenue from contract with customer for rendering services is recognised at a point in time when performance obligation is satisfied

3.3 Financial instruments

A. Financial Assets

3.3.1 Initial recognition and measurement

All financial assets are recognised initially at fair value when the parties become party to the contractual provisions of the financial asset. In case of financial assets which are not recorded at fair value through profit or loss, transaction costs that are directly attributable to the acquisition or issue of the financial assets, are adjusted to the fair value on initial recognition.

3.3.2 Subsequent measurement

The Company classifies its financial assets into various measurement categories. The classification depends on the contractual terms of the financial assets' cash flows and the Company's business model for managing financial assets.

a. Financial assets measured at amortised cost

A financial asset is measured at Amortised Cost if it is held within a business model whose objective is to hold the asset in order to collect contractual cash flows and the contractual terms of the Financial Asset give rise on specified dates to cash flows that are solely payments of principal and interest on the principal amount outstanding.

b. Financial assets measured at fair value through other comprehensive income (FVTOCI)

A financial asset is measured at FVTOCI if it is held within a business model whose objective is achieved by both collecting contractual cash flows and selling financial assets and contractual terms of financial asset give rise on specified dates to cash flows that are solely payments of principal and interest on the principal amount outstanding.

c. Financial assets measured at fair value through profit or loss (FVTPL)

A financial asset which is not classified in any of the above categories are measured at FVTPL.



B. Financial liabilities

3.3.3 Initial recognition and measurement

All financial liabilities are recognized initially at fair value and, in the case of borrowings and payables, net of directly attributable transaction costs. The company's financial liabilities include trade and other payables, loans and borrowings including bank overdrafts.

3.3.4 Subsequent Measurement

Financial liabilities are subsequently carried at amortized cost using the effective interest method.

C. Derecognition of financial assets and liabilities

3.3.5 Financial Asset

The Company derecognizes a financial asset when the contractual cash flows from the asset expire or it transfers its rights to receive contractual cash flows from the financial asset in a transaction in which substantially all the risks and rewards of ownership are transferred. Any interest in transferred financial assets that is created or retained by the Company is recognized as a separate asset or liability.

3.3.6 Financial Liability

A financial liability is derecognised when the obligation under the liability is discharged, cancelled or expires. Where an existing financial liability is replaced by another from the same lender on substantially different terms, or the terms of an existing liability are substantially modified, such an exchange or modification is treated as de-recognition of the original liability and the recognition of a new liability. The difference between the carrying value of the original financial liability and the consideration paid is recognised in profit or loss.

3.4 Offsetting

Financial assets and financial liabilities are generally reported gross in the balance sheet. Financial assets and liabilities are offset and the net amount is presented in the balance sheet when the Company has a legal right to offset the amounts and intends to settle on a net basis or to realise the asset and settle the liability simultaneously in all the following circumstances:

- a. The normal course of business
- b. The event of default
- c. The event of insolvency or bankruptcy of the Company and/or its counterparties



3.5 Impairment of financial assets

In accordance with IND AS 109, the Company uses 'Expected Credit Loss' model (ECL), for evaluating impairment of financial assets other than those measured at Fair value through profit and loss.

3.5.1 Overview of the Expected Credit Loss (ECL) model

Expected Credit Loss, at each reporting date, is measured through a loss allowance for a financial asset:

- At an amount equal to the lifetime expected credit losses if the credit risk on that financial instrument has increased significantly since initial recognition.
- At an amount equal to 12-month expected credit losses, if the credit risk on a financial instrument has not increased significantly since initial recognition.

Lifetime expected credit losses means expected credit losses that result from all possible default events over the expected life of a financial asset.

12-month expected credit losses means the portion of Lifetime ECL that represent the ECLs that result from default events on financial assets that are possible within the 12 months after the reporting date.

The Company performs an assessment, at the end of each reporting period, of whether a financial assets credit risk has increased significantly since initial recognition. When making the assessment, the change in the risk of a default occurring over the expected life of the financial instrument is used instead of the change in the amount of expected credit losses.

Based on the above process, the Company categorises its loans into three stages as described below:

For non-impaired financial assets

- Stage 1 is comprised of all non-impaired financial assets which have not experienced a significant increase in credit risk (SICR) since initial recognition. A 12-month ECL provision is made for stage 1 financial assets. In assessing whether credit risk has increased significantly, the Company compares the risk of a default occurring on the financial asset as at the reporting date with the risk of a default occurring on the financial asset as at the date of initial recognition.
- Stage 2 is comprised of all non-impaired financial assets which have experienced a significant increase in credit risk since initial recognition. The Company recognises lifetime ECL for stage 2 financial assets. In subsequent reporting periods, if the credit risk of the financial instrument improves such that there is no longer a significant increase in credit risk since initial recognition, then entities shall revert to recognizing 12 months ECL provision.



For impaired financial assets:

Financial assets are classified as stage 3 when there is objective evidence of impairment as a result of one or more loss events that have occurred after initial recognition with a negative impact on the estimated future cash flows of a loan or a portfolio of loans. The Company recognises lifetime ECL for impaired financial assets.

3.5.2 Estimation of Expected Credit Loss

The mechanics of the ECL calculations are outlined below and the key elements are, as follows:

Probability of Default (PD) - The Probability of Default is an estimate of the likelihood of default over a given time horizon.

The Company uses historical information where available to determine PD. Considering the different products and schemes, the Company has bifurcated its loan portfolio into various pools. For certain pools where historical information is available, the PD is calculated considering fresh slippage of past years. For those pools where historical information is not available, the PD/ default rates as stated by external reporting agencies is considered.

Exposure at Default - The Exposure at Default is an estimate of the exposure at a future default date, considering expected changes in the exposure after the reporting date, including repayments of principal and interest, whether scheduled by contract or otherwise, expected drawdowns on committed facilities, and accrued interest from missed payments.

Loss Given Default - The Loss Given Default is an estimate of the loss arising in the case where a default occurs at a given time. It is based on the difference between the contractual cash flows due and those that the lender would expect to receive, including from the realisation of any collateral.

3.5.3 Change in estimate of Expected Credit Loss

The company, considering the actual outcome from the operations during the past years & the developments in the economy & market it operates in, has revised its estimation of PD & LGD. The details are given in Note 34.

Forward looking information

While estimating the expected credit losses, the Company reviews macro-economic developments occurring in the economy and market it operates in. On a periodic basis, the Company analyses if there is any relationship between key economic trends like GDP, unemployment rates, benchmark rates set by the Reserve Bank of India, inflation etc. with the estimate of PD, LGD determined by the Company based on its internal data. While the internal estimates of PD, LGD rates by the Company may not be always reflective of such relationships, temporary overlays, if any, are embedded in the methodology to reflect such macro-economic trends reasonably.



To mitigate its credit risks on financial assets, the Company seeks to use collateral, where possible. The collateral comes in various forms, such as cash, securities, letters of credit/guarantees, vehicles, etc. However, the fair value of collateral affects the calculation of ECLs. The collateral is majorly the property for which the loan is given. The fair value of the same is based on data provided by third party or management judgements.

Loans are written off (either partially or in full) when there is no realistic prospect of recovery. This is generally the case when the Company determines that the borrower does not have assets or sources of income that could generate sufficient cash flows to repay the amounts subjected to write-offs. Any subsequent recoveries against such loans are credited to the statement of profit and loss.

3.6 Determination of fair value of Financial Instruments

The Company measures financial instruments, such as, investments at fair value at each balance sheet date.

Fair value is the price that would be received to sell an asset or paid to transfer a liability in an orderly transaction between market participants at the measurement date. The fair value measurement is based on the presumption that the transaction to sell the asset or transfer the liability takes place either:

- i. in the principal market for the asset or liability, or
- ii. in the absence of a principal market, in the most advantageous market for the asset or liability

The principal or the most advantageous market must be accessible by the Company.

The fair value of an asset or a liability is measured using the assumptions that market participants would use when pricing the asset or liability, assuming that market participants act in their economic best interest.

A fair value measurement of a non-financial asset takes into account a market participant's ability to generate economic benefits by using the asset in its highest and best use or by selling it to another market participant that would use the asset in its highest and best use.

The Company uses valuation techniques that are appropriate in the circumstances and for which sufficient data are available to measure fair value, maximising the use of relevant observable inputs and minimising the use of unobservable inputs.

The financial instruments are classified based on a hierarchy of valuation techniques, as summarised below:

Level 1 financial instruments – Those where the inputs used in the valuation are unadjusted quoted prices from active markets for identical assets or liabilities that the Company has access to at the measurement date. The Company considers markets as active only if there are sufficient trading activities with regards to the volume and liquidity of the identical assets or liabilities and when there are binding and exercisable price quotes available on the balance sheet date.



Level 2 financial instruments—Those where the inputs that are used for valuation and are significant, are derived from directly or indirectly observable market data available over the entire period of the instrument's life. Such inputs include quoted prices for similar assets or liabilities in active markets, quoted prices for identical instruments in inactive markets and observable inputs other than quoted prices such as interest rates and yield curves, implied volatilities, and credit spreads. In addition, adjustments may be required for the condition or location of the asset or the extent to which it relates to items that are comparable to the valued instrument. However, if such adjustments are based on unobservable inputs which are significant to the entire measurement, the Company will classify the instruments as Level 3.

Level 3 financial instruments –Those that include one or more unobservable input that is significant to the measurement as whole.

3.7 Cash and cash equivalents

Cash and cash equivalents comprise of cash at banks and on hand and short-term deposits with an original maturity of three months or less, which are subject to an insignificant risk of changes in value.

For the purpose of the statement of cash flows, cash and cash equivalents consist of cash and short-term deposits, as defined above, net of outstanding bank overdrafts as they are considered an integral part of the Company's cash management.

3.8 Property, plant and equipment

Property, plant and equipment (PPE) are measured at cost less accumulated depreciation and accumulated impairment, if any. Cost of an item of property, plant and equipment comprises its purchase price, including import duties and non-refundable purchase taxes, after deducting trade discounts and rebates, any directly attributable cost of bringing the item to its working condition for its intended use and estimated costs of dismantling and removing the item and restoring the site on which it is located.

Advances paid towards the acquisition of fixed assets, outstanding at each reporting date are shown under other non-current assets. The cost of property, plant and equipment not ready for its intended use at each reporting date are disclosed as capital work-in-progress.

Subsequent expenditure related to the asset are added to its carrying amount or recognised as a separate asset only if it increases the future benefits of the existing asset, beyond its previously assessed standards of performance and cost can be measured reliably. Other repairs and maintenance costs are expensed off as and when incurred.



3.8.1 Depreciation

Depreciation on Property, Plant and Equipment is calculated using written down value method (WDV) to write down the cost of property and equipment to their residual values over their estimated useful lives which are in line with the estimated useful life as specified in Schedule II of the Companies Act, 2013.

The estimated useful lives are as follows:

| Particulars | Useful life |
|---|-------------|
| Furniture and fixture | 10 years |
| Office equipment | 5 years |
| Computer | 3 years |
| Electrical Fittings incl. UPS & Battery | 10 years |

The residual values, useful lives and methods of depreciation of property, plant and equipment are reviewed at each financial year end and adjusted prospectively, if appropriate. Changes in the expected useful life are accounted for by changing the amortisation period or methodology, as appropriate, and treated as changes in accounting estimates.

Property plant and equipment is derecognised on disposal or when no future economic benefits are expected from its use. Any gain or loss arising on de-recognition of the asset (calculated as the difference between the net disposal proceeds and the carrying amount of the asset) is recognised in other income / expense in the statement of profit and loss in the year the asset is derecognised.

The date of disposal of an item of property, plant and equipment is the date the recipient obtains control of that item in accordance with the requirements for determining when a performance obligation is satisfied in Ind AS 115.

3.9 Intangible assets

An intangible asset is recognised only when its cost can be measured reliably and it is probable that the expected future economic benefits that are attributable to it will flow to the Company.

Intangible assets acquired separately are measured on initial recognition at cost. The cost of an intangible asset comprises its purchase price including import duties and non-refundable purchase taxes, after deducting trade discounts and rebates, any directly attributable cost of bringing the item to its working condition for its intended use following initial recognition, intangible assets are carried at cost less any accumulated amortisation and any accumulated impairment losses.

Subsequent expenditure related to the asset is added to its carrying amount or recognised as a separate asset only if it increases the future benefits of the existing asset, beyond its previously assessed standards of performance and cost can be measured reliably.



Intangible assets comprising of software is amortised on straight line basis over a period of 5 years, unless it has a shorter useful life.

Gains or losses from derecognition of intangible assets are measured as the difference between the net disposal proceeds and the carrying amount of the asset are recognised in the Statement of Profit or Loss when the asset is derecognised.


3.10 Impairment of non-financial assets: Property, Plant and Equipment and Intangible Assets

The Company assesses, at each reporting date, whether there is any indication that any Property, Plant and Equipment and Intangible Assets or group of assets called Cash Generating Units (CGU) may be impaired. If any such indication exists, or when annual impairment testing for an asset is required, the Company estimates the asset's recoverable amount to determine the extent of impairment, if any.

An asset's recoverable amount is the higher of an asset's or cash-generating unit's (CGU) fair value less costs of disposal and its value in use. Recoverable amount is determined for an individual asset, unless the asset does not generate cash inflows that are largely independent of those from other assets or groups of assets. When the carrying amount of an asset or CGU exceeds its recoverable amount, the asset is considered impaired and is written down to its recoverable amount.

In assessing value in use, the estimated future cash flows are discounted to their present value using a pre-tax discount rate that reflects current market assessments of the time value of money and the risks specific to the asset. In determining fair value less costs of disposal, recent market transactions are taken into account. If no such transactions can be identified, an appropriate valuation model is used. These calculations are corroborated by valuation multiples, quoted share prices for publicly traded companies or other available fair value indicators.

An assessment is made at each reporting date to determine whether there is an indication that previously recognised impairment losses no longer exist or have decreased. If such indication exists, the Company estimates the asset's or CGU's recoverable amount. A previously recognised impairment loss is reversed only if there has been a change in the assumptions used to determine the asset's recoverable amount since the last impairment loss was recognised. The reversal is limited so that the carrying amount of the asset does not exceed its recoverable amount, nor exceed the carrying amount that would have been determined, net of depreciation, had no impairment loss been recognised for the asset in prior years. Such reversal is recognised in the statement of profit or loss unless the asset is carried at a revalued amount, in which case, the reversal is treated as a revaluation increase.



3.11 Employee Benefits Expenses

3.11.1 Short Term Employee Benefits

The undiscounted amount of short-term employee benefits expected to be paid in exchange for the services rendered by employees are recognised as an expense during the period when the employees render the services.

3.11.2 Post-Employment Benefits

A. Defined contribution schemes

All eligible employees of the company are entitled to receive benefits under the provident fund, a defined contribution plan in which both the employee and the company contribute monthly at a stipulated percentage of the covered employee's salary. Contributions are made to Employees Provident Fund Organization in respect of Provident Fund, Pension Fund and Employees Deposit Linked Insurance Scheme at the prescribed rates and are charged to Statement of Profit & Loss at actuals. The company has no liability for future provident fund benefits other than its annual contribution.

B. Defined Benefit schemes

Gratuity

The Company provides for gratuity covering eligible employees under which a lumpsum payment is paid to vested employees at retirement, death, incapacitation or termination of employment, of an amount reckoned on the respective employee's salary and his tenor of employment with the Company. The Company accounts for its liability for future gratuity benefits based on actuarial valuation determined at each Balance Sheet date by an Independent Actuary using Projected Unit Credit Method. The Company makes annual contribution to a Gratuity Fund administered by Life Insurance Corporation of India Limited (LIC).

The obligation is measured at the present value of the estimated future cash flows. The discount rates used for determining the present value of the obligation under defined benefit plan are based on the market yields on Government Securities as at the Balance Sheet date.

An actuarial valuation involves making various assumptions that may differ from actual developments in the future. These include the determination of the discount rate, future salary increases and mortality rates. Due to the complexities involved in the valuation and its long-term nature, these liabilities are highly sensitive to changes in these assumptions. All assumptions are reviewed at each reporting date.

Re-measurement, comprising of actuarial gains and losses (excluding amounts included in net interest on the net defined benefit liability), are recognized immediately in the balance sheet with a corresponding debit or credit to retained earnings through Other Comprehensive Income in the period in which they occur. Re-measurements are not reclassified to profit and loss in subsequent periods.



3.11.3 Other Long Term Employee Benefits

Accumulated Compensated Absences

The Company provides for liability of accumulated compensated absences for eligible employees on the basis of an independent actuarial valuation carried out at the end of the year, using the projected unit credit method. Actuarial gains and losses are recognised in the Statement of Profit and Loss for the period in which they occur.

3.12 Provisions (other than employee benefits)

Provisions are recognised when the enterprise has a present obligation (legal or constructive) as a result of past events, and it is probable that an outflow of resources embodying economic benefits will be required to settle the obligation, and a reliable estimate can be made of the amount of the obligation.

When the effect of the time value of money is material, the enterprise determines the level of provision by discounting the expected cash flows at a pre-tax rate reflecting the current rates specific to the liability. The expense relating to any provision is presented in the statement of profit and loss net of any reimbursement.

3.13 Taxes

Income tax expense represents the sum of current tax and deferred tax.

3.13.1 Current Tax

Current tax is the amount of income taxes payable in respect of taxable profit for a period. Taxable profit differs from 'profit before tax' as reported in the Statement of Profit and Loss because of items of income or expense that are taxable or deductible in other years and items that are never taxable or deductible in accordance with applicable tax laws.

The tax rates and tax laws used to compute the amount are those that are enacted, or substantively enacted, by the end of reporting date in India where the Company operates and generates taxable income.

Current income tax relating to items recognised outside profit or loss is recognised outside profit or loss i.e., either in other comprehensive income or in equity. Current tax items are recognised in correlation to the underlying transaction either in other comprehensive income or directly in equity. Management periodically evaluates positions taken in the tax returns with respect to situations in which applicable tax regulations are subject to interpretation and establishes provisions where appropriate.



3.13.2 Deferred tax

Deferred tax is provided on temporary differences at the reporting date between the tax bases of assets and liabilities used in the computation of taxable profit and their carrying amounts in the financial statements for financial reporting purposes.

Deferred tax liabilities are recognised for all taxable temporary differences, except:

- i. Where the deferred tax liability arises from the initial recognition of goodwill or of an asset or liability in a transaction that is not a business combination and, at the time of the transaction, affects neither the accounting profit nor taxable profit or loss
- ii. In respect of taxable temporary differences associated with investments in subsidiaries, where the timing of the reversal of the temporary differences can be controlled and it is probable that the temporary differences will not reverse in the foreseeable future

Deferred tax assets are recognised for all deductible temporary differences, the carry forward of unused tax credits and any unused tax losses. Deferred tax assets are recognised to the extent that it is probable that taxable profit will be available against which the deductible temporary differences, and the carry forward of unused tax credits and unused tax losses can be utilised, except:

- i. When the deferred tax asset relating to the deductible temporary difference arises from the initial recognition of an asset or liability in a transaction that is not a business combination and, at the time of the transaction, affects neither the accounting profit nor taxable profit or loss
- ii. In respect of deductible temporary differences associated with investments in subsidiaries, associates and interests in joint ventures, deferred tax assets are recognised only to the extent that it is probable that the temporary differences will reverse in the foreseeable future and taxable profit will be available against which the temporary differences can be utilised

The carrying amount of deferred tax assets is reviewed at each reporting date and reduced to the extent that it is no longer probable that sufficient taxable profit will be available to allow all or part of the deferred tax asset to be utilised. Unrecognised deferred tax assets are re-assessed at each reporting date and are recognised to the extent that it has become probable that future taxable profits will allow the deferred tax asset to be recovered.

Deferred tax assets and liabilities are measured at the tax rates that are expected to apply in the year when the asset is realised or the liability is settled, based on tax rates (and tax laws) that have been enacted or substantively enacted at the reporting date.

Deferred tax relating to items recognised outside profit or loss is recognised outside profit or loss ie., either in other comprehensive income or in equity. Deferred tax items are recognised in correlation to the underlying transaction either in other comprehensive income or directly in equity.

Deferred tax assets and deferred tax liabilities are offset if a legally enforceable right exists to set off current tax assets against current tax liabilities and the deferred taxes relate to the same taxable entity and the same taxation authority.



3.14 Goods and services tax paid on acquisition of Property Plant & Equipment, Intangible assets or on incurring expenses

Property Plant, Equipment and Intangible assets are recognised inclusive of the goods and services tax/value added taxes as company has adopted a policy not to recover the same from taxation authority, instead follows a policy to claim depreciation on the same.

3.15 Contingent Liabilities and assets

A contingent liability is a possible obligation that arises from past events whose existence will be confirmed by the occurrence or non-occurrence of one or more uncertain future events beyond the control of the Company or a present obligation that is not recognized because it is not probable that an outflow of resources will be required to settle the obligation. A contingent liability also arises in extremely rare cases where there is a liability that cannot be recognized because it cannot be measured reliably. The Company does not recognize a contingent liability but discloses its existence in the financial statements.

A contingent asset is a possible asset that arises from past events and whose existence will be confirmed only by the occurrence or non-occurrence of one or more uncertain future events not wholly within the control of the entity. The company does not have any contingent assets in the financial statements.

3.16 Earnings Per Share

The Company reports basic and diluted earnings per share in accordance with Ind AS 33 on Earnings per share. Basic EPS is calculated by dividing the net profit or loss for the year attributable to equity shareholders (after deducting preference dividend and attributable taxes) by the weighted average number of equity shares outstanding during the year.

For calculating diluted earnings per share, the net profit or loss for the year attributable to equity shareholders and the weighted average number of shares outstanding during the year are adjusted for the effects of all dilutive potential equity shares. Dilutive potential equity shares are deemed converted as of the beginning of the period, unless they have been issued at a later date. In computing the dilutive earnings per share, only potential equity shares that are dilutive and that either reduces the earnings per share or increases loss per share are included.

3.17 Borrowing Costs

Borrowing costs directly attributable to the acquisition, construction or production of an asset that necessarily takes a substantial period of time to get ready for its intended use or sale are capitalised as part of the cost of the asset. All other borrowing costs are expensed in the period in which they occur. Borrowing costs consists of interest and other costs that an entity incurs in connection with the borrowing of funds.



3.18 Cash-flow statement

Cash flows are reported using the indirect method, whereby profit before tax is adjusted for the effects of transactions of a non-cash nature and any deferrals or accruals of past or future cash receipts or payments. The cash flows from regular revenue generating, investing and financing activities of the Company are segregated.

3.19 Leases

The company evaluates each contract or arrangement, whether it qualifies as lease as defined in IndAS 116. A contract is, or contains, a lease if the contract conveys the right to control the use of an identified asset.

The Company as a lessee

The company has elected not to recognise right-of use assets and lease liabilities for short term leases that have a lease term of less than or equal to 12 months and leases with low value assets. The company recognises the lease payments associates with these leases as an expense in Statement of Profit & Loss on straight-line basis over the lease term.

The Company as a lessor

Leases under which the Company is a lessor are classified as finance or operating leases. Lease contracts where all risks and rewards are substantially transferred to the lessee are classified as finance lease. All other leases are classified as operating leases. Lease payments from operating leases are recognised as an income in the Statement of Profit & Loss on a straight-line basis over the lease term.

4. Significant accounting judgements, estimates and assumptions

The preparation of financial statements in conformity with the Ind AS requires the management to make judgments, estimates and assumptions that affect the reported amounts of revenues, expenses, assets and liabilities and the accompanying disclosure and the disclosure of contingent liabilities, at the end of the reporting period. Estimates and underlying assumptions are reviewed on an ongoing basis. Revisions to accounting estimates are recognised in the period in which the estimates are revised if the revision affects only that period or in the period of the revision and future periods if the revision affects both current and future periods. Although these estimates are based on the management's best knowledge of current events and actions, uncertainty about these assumptions and estimates could result in the outcomes requiring a material adjustment to the carrying amounts of assets or liabilities in future periods.



In particular, information about significant areas of estimation, uncertainty and critical judgments in applying accounting policies that have the most significant effect on the amounts recognized in the financial statements is included in the following notes:

4.1. Business Model Assessment

Classification and measurement of financial assets depends on the results of the SPPI and the business model test. The Company determines the business model at a level that reflects how groups of financial assets are managed together to achieve a particular business objective. This assessment includes judgement reflecting all relevant evidence including how the performance of the assets is evaluated and their performance measured, the risks that affect the performance of the assets and how these are managed and how the managers of the assets are compensated. The Company monitors financial assets measured at amortised cost or fair value through other comprehensive income that are derecognised prior to their maturity to understand the reason for their disposal and whether the reasons are consistent with the objective of the business for which the asset was held. Monitoring is part of the Company's continuous assessment of whether the business model for which the remaining financial assets are held continues to be appropriate and if it is not appropriate whether there has been a change in business model and so a prospective change to the classification of those assets.

4.2. Effective Interest Rate (EIR) method

The Company's EIR methodology, recognises interest income using a rate of return that represents the best estimate of a constant rate of return over the expected behavioural life of loans given and recognises the effect of potentially different interest rates at various stages and other characteristics of the product life cycle (including prepayments and penalty interest and charges).

This estimation, by nature, requires an element of judgement regarding the expected behaviour and life-cycle of the instruments, probable fluctuations in collateral value as well as expected changes to India's base rate and other fee income/expense that are integral parts of the instrument

4.3. Impairment of loans portfolio

The measurement of impairment losses across all categories of financial assets requires judgement, in particular, the estimation of the amount and timing of future cash flows and collateral values when determining impairment losses and the assessment of a significant increase in credit risk. These estimates are driven by a number of factors, changes in which can result in different levels of allowances.

It has been the Company's policy to regularly review its models in the context of actual loss experience and adjust when necessary.



4.4. Defined employee benefit assets and liabilities

The cost of the defined benefit gratuity plan and the present value of the gratuity obligation are determined using actuarial valuations. An actuarial valuation involves making various assumptions that may differ from actual developments in the future. These include the determination of the discount rate, future salary increases and mortality rates. Due to the complexities involved in the valuation and its long-term nature, a defined benefit obligation is highly sensitive to changes in these assumptions. All assumptions are reviewed at each reporting date.

4.5. Fair value measurement:

When the fair values of financial assets and financial liabilities recorded in the balance sheet cannot be measured based on quoted prices in active markets, their fair value is measured using various valuation techniques. The inputs to these models are taken from observable markets where possible, but where this is not feasible, a degree of judgment is required in establishing fair values. Judgments include considerations of inputs such as liquidity risk, credit risk and volatility. Changes in assumptions about these factors could affect the reported fair value of financial instruments.

4.6. Determination of lease term:

IndAS 116 'Leases' requires lessee to determine the lease term as the non-cancellable period of a lease adjusted with any option to extend or terminate the lease, if the use of such option is reasonably certain. The company makes assessment on the expected lease term on lease-by-lease basis and thereby assesses whether it is reasonably certain that any options to extend or terminate the contract will be exercised. In evaluating the lease term, the company considers factors such as any significant lease hold improvements undertaken over the lease term, costs relating to the termination of lease and the importance of the underlying to the company's operations taking into account the location of the underlying asset and the availability of the suitable alternatives. The lease term in future periods is reassessed to ensure that the lease term reflects the current economic circumstances.

4.7. Other estimates:

These include contingent liabilities, useful lives of tangible and intangible assets etc.



Note 5: Cash and cash equivalents

| Particulars | As at March 31, 2022 | As at March 31, 2021 |
|--|-------------------------|-------------------------|
| Cash on hand | 8.09 | 1.48 |
| Balances with Banks - in current accounts | 53.64 | 60.17 |
| | 61.73 | 61.65 |

Note 6: Bank balance other than cash and cash equivalents

| Particulars | As at March 31, 2022 | As at March 31, 2021 |
|--|-------------------------|-------------------------|
| Fixed deposit with bank (not maturing within three months) | - | 183.24 |
| | - | 183.24 |

Fixed Deposits with bank in previous year include fixed deposits given as security for borrowing Rs.183.24 millions.

Note 7: Loans

| Particulars | As at March 31, 2022 | As at March 31, 2021 |
|---|-------------------------|-------------------------|
| (A) | | |
| At amortised cost | | |
| Loans | | |
| i) Loan against property | - | 1.27 |
| ii) Vehicle/Commercial equipment loan | 1,868.26 | 3,732.42 |
| iii) Gold loan | 201.30 | - |
| iv) Other loan | 1.85 | - |
| Total (A) - Gross | 2,071.41 | 3,733.69 |
| Less : Impairment loss allowance | (60.59) | (171.60) |
| Total (A) - Net | 2,010.82 | 3,562.09 |
| (B) | | |
| I) Secured by tangible assets | | |
| i) Loan against property | - | 1.27 |
| ii) Vehicle/Commercial equipment loan | 1,868.26 | 3,732.42 |
| iii) Gold loan | 201.30 | - |
| II) Secured by intangible assets | - | - |
| III) Covered by Bank / Government Guarantees | - | - |
| IV) Unsecured | - | - |
| i) Other loan | 1.85 | - |
| Total - Gross | 2,071.41 | 3,733.69 |
| Less : Impairment loss allowance | (60.59) | (171.60) |
| Total - Net | 2,010.82 | 3,562.09 |
| (C) (I) Loans in India | | |
| i) Public Sector | - | - |
| ii) Others | 2,071.41 | 3,733.69 |
| (C) (II) Loans outside India | - | - |
| Total (C) - Gross | 2,071.41 | 3,733.69 |
| Less: Impairment Loss Allowance (C) | (60.59) | (171.60) |
| Total (C) - Net | 2,010.82 | 3,562.09 |



Note 7: Loans (continued)

Credit Quality of Loan Assets

The table below shows the credit quality and the maximum exposure to credit risk based on the Company's internal credit rating system and year-end stage classification. The amounts presented are gross of impairment allowances. Details of the Company's internal grading system are explained in Note 35.

(□ in millions, unless otherwise stated)

| | As at March 31, 2022 | | | | As at March 31, 2021 | | | |
|--|----------------------|---------------|---------------|-----------------|----------------------|---------------|---------------|-----------------|
| | Stage 1 | Stage 2 | Stage 3 | Total | Stage 1 | Stage 2 | Stage 3 | Total |
| Internal rating grade | | | | | | | | |
| Performing | | | | | | | | |
| High grade | 915.88 | 0.44 | | 916.32 | 2,075.85 | | | 2,075.85 |
| Standard grade | 425.39 | 0.32 | | 425.71 | 510.94 | | | 510.94 |
| Sub-standard grade | | 305.45 | | 305.45 | | 484.31 | | 484.31 |
| Past due but not impaired | | 286.18 | | 286.18 | | 334.36 | | 334.36 |
| Non-performing | | | | | | | | |
| Individually impaired | | | 136.89 | 136.89 | | | 325.26 | 325.26 |
| Total | 1,341.27 | 592.39 | 136.89 | 2,070.54 | 2,586.79 | 818.67 | 325.26 | 3,730.72 |
| EIR impact of Service Charges Received and Commission Paid | 0.71 | 0.12 | 0.03 | 0.86 | 1.94 | 0.68 | 0.34 | 2.96 |
| Gross carrying amount closing balance net of EIR impact of service charges received | 1,341.98 | 592.51 | 136.92 | 2,071.41 | 2,588.73 | 819.35 | 325.60 | 3,733.68 |

An analysis of changes in the gross carrying amount and the corresponding ECL allowances is as follows:

| | As at March 31, 2022 | | | | As at March 31, 2021 | | | |
|--|----------------------|---------------|---------------|-----------------|----------------------|---------------|---------------|-----------------|
| | Stage 1 | Stage 2 | Stage 3 | Total | Stage 1 | Stage 2 | Stage 3 | Total |
| Gross carrying amount opening balance | 2,586.79 | 818.68 | 325.26 | 3,730.73 | 4,340.28 | 564.95 | 258.31 | 5,163.54 |
| New assets originated or purchased | 319.63 | 1.09 | - | 320.72 | 85.62 | - | - | 85.62 |
| Assets derecognised or repaid (excluding write offs) | (1,113.76) | (538.87) | (33.68) | (1,686.31) | (1,377.39) | - | - | (1,377.39) |
| Transfers to Stage 1 | 144.99 | (125.64) | (19.35) | - | - | - | - | - |
| Transfers to Stage 2 | (524.07) | 535.91 | (11.84) | - | (253.73) | 253.73 | - | - |
| Transfers to Stage 3 | (72.30) | (98.79) | 171.09 | - | (207.99) | - | 207.99 | - |
| Changes to contractual cash flows due to modifications not resulting in derecognition | - | - | - | - | - | - | - | - |
| Amounts written off | - | - | (294.60) | (294.60) | - | - | (141.04) | (141.04) |
| Gross carrying amount closing balance | 1,341.27 | 592.39 | 136.89 | 2,070.54 | 2,586.79 | 818.68 | 325.26 | 3,730.73 |
| EIR impact of Service Charges Received and Commission Paid | 0.71 | 0.12 | 0.03 | 0.86 | 1.94 | 0.68 | 0.34 | 2.96 |
| Gross carrying amount closing balance net of EIR impact of service charges received | 1,341.99 | 592.50 | 136.92 | 2,071.41 | 2,588.73 | 819.36 | 325.60 | 3,733.69 |

Reconciliation of ECL balance is given below:

| | 2021-22 | | | | 2020-21 | | | |
|--|--------------|--------------|---------------|---------------|--------------|--------------|---------------|---------------|
| | Stage 1 | Stage 2 | Stage 3 | Total | Stage 1 | Stage 2 | Stage 3 | Total |
| ECL allowance - opening balance | 20.43 | 21.72 | 129.43 | 171.58 | 21.74 | 56.68 | 64.84 | 143.26 |
| Changes in ECL rates | (10.08) | (18.44) | (7.44) | (35.96) | - | - | - | - |
| New assets originated or purchased | 2.34 | 0.00 | - | 2.35 | 169.37 | - | - | 169.37 |
| Assets derecognised or repaid (excluding write offs) | (4.46) | (2.16) | (12.63) | (19.24) | - | - | - | - |
| Transfers to Stage 1 | 0.58 | (0.50) | (7.26) | (7.18) | - | - | - | - |
| Transfers to Stage 2 | (2.10) | 2.57 | (4.44) | (3.96) | 34.96 | (34.96) | - | - |
| Transfers to Stage 3 | (0.29) | (0.40) | 64.16 | 63.48 | (205.64) | - | 205.64 | - |
| Impact on year end ECL of exposures transferred between stages during the year | - | - | - | - | - | - | - | - |
| Amounts written off | - | - | (110.48) | (110.48) | - | - | (141.04) | (141.04) |
| ECL allowance - closing balance | 6.43 | 2.81 | 51.35 | 60.59 | 20.43 | 21.72 | 129.43 | 171.59 |



Note 8: Other financial assets

| Particulars | As at March 31, 2022 | As at March 31, 2021 |
|------------------------|-------------------------|-------------------------|
| Security deposits | 9.76 | 2.40 |
| Trade Advances | 0.94 | 1.37 |
| Other financial assets | 14.71 | 1.94 |
| Total | 25.41 | 5.72 |

Note 9: Property, plant and equipment

| Particulars | Furniture and Fixtures | Office Equipments | Electrical Fittings | Computer and Accessories | Total |
|--|---------------------------|----------------------|------------------------|-----------------------------|--------------|
| Gross Block- at cost (As at March 31, 2021) | 7.67 | 0.31 | 6.52 | 5.70 | 20.20 |
| Additions | 22.57 | - | 11.91 | 2.44 | 36.92 |
| Disposals | 0.21 | - | 0.21 | - | 0.42 |
| As at March 31, 2022 | 30.03 | 0.31 | 18.22 | 8.14 | 56.70 |
| Accumulated depreciation (As at March 31, 2021) | 2.95 | 0.18 | 2.44 | 4.48 | 10.04 |
| Disposals | 0.08 | - | 0.09 | - | 0.17 |
| Charge for the year | 1.22 | 0.06 | 1.05 | 0.78 | 3.11 |
| As at March 31, 2022 | 4.09 | 0.24 | 3.40 | 5.26 | 12.98 |
| Net Block | | | | | |
| As at March 31, 2021 | 4.72 | 0.13 | 4.08 | 1.22 | 10.15 |
| As at March 31, 2022 | 25.94 | 0.07 | 14.82 | 2.88 | 43.72 |

Note 10: Other Intangible Assets

| Particulars | Computer Software |
|--|----------------------|
| Gross Block- at cost (As at March 31, 2021) | 0.60 |
| Additions | - |
| Disposals | - |
| As at March 31, 2022 | 0.60 |
| Accumulated Amortization | |
| As at March 31, 2021 | 0.29 |
| Disposals | - |
| Charge for the year | 0.12 |
| As at March 31, 2022 | 0.41 |
| Net Block | |
| As at March 31, 2021 | 0.30 |
| As at March 31, 2022 | 0.19 |



Note 11: Other non-financial assets

| Particulars | As at March 31, 2022 | As at March 31, 2021 |
|--------------------------------------|-------------------------|-------------------------|
| Prepaid expenses | 0.50 | 0.75 |
| Capital advances | 36.29 | 0.28 |
| Balances with government authorities | - | - |
| Other Advances | 1.94 | 0.64 |
| Total | 38.73 | 1.67 |

Note 12: Trade Payables

| Particulars | As at March 31, 2022 | As at March 31, 2021 |
|---|-------------------------|-------------------------|
| (i) Total outstanding dues of micro enterprises and small enterprises | - | - |
| (ii) Total outstanding dues of creditors other than micro enterprises and small enterprises | 7.08 | 7.92 |
| Total | 7.08 | 7.92 |

12.1 Trade Payables Aging Schedule

As at 31st March 2022

| Particulars | Outstanding for following periods from due date of | | | | Total |
|-----------------------------|--|-----------|-----------|----------------------|-------------|
| | Less than 1 year | 1-2 years | 2-3 years | More than 3 years | |
| (i) MSME | - | - | - | - | - |
| (ii) Others | 7.08 | - | - | - | 7.08 |
| (iii) Disputed dues - MSME | - | - | - | - | - |
| (iv) Disputed dues - Others | - | - | - | - | - |
| Total | 7.08 | - | - | - | 7.08 |

As at 31st March 2021

| Particulars | Outstanding for following periods from due date of | | | | Total |
|-----------------------------|--|-----------|-----------|----------------------|-------------|
| | Less than 1 year | 1-2 years | 2-3 years | More than 3 years | |
| (i) MSME | - | - | - | - | - |
| (ii) Others | 7.92 | - | - | - | 7.92 |
| (iii) Disputed dues - MSME | - | - | - | - | - |
| (iv) Disputed dues - Others | - | - | - | - | - |
| Total | 7.92 | - | - | - | 7.92 |

Note 13: Borrowings (other than debt securities)

| Particulars | As at March 31, 2022 | As at March 31, 2021 |
|--|-------------------------|-------------------------|
| At amortised cost | | |
| (a) Term loans | | |
| (i) from banks | 39.95 | 79.90 |
| Term loan from Axis Bank (Secured by pari passu floating charge on current assets, book debts, Loans & advances) (Terms of repayment : 4 Equal installments at the end of 9th, 12th, 15th and 18th installments from the date of first disbursement and Rate of interest : 8.50%) | | |
| (b) Loans from related parties | | |
| Intercorporate Loan from Holding Company (Unsecured intercorporate loan of Rs.480 Million at interest of 7.00% p.a and repayable on demand) | 480.00 | 2,280.00 |
| Loan from Fellow Subsidiaries (Unsecured intercorporate loan of Rs.360 Million from Muthoot Insurance Brokers Private Limited at interest of 6.75% p.a AND Unsecured intercorporate loan of Rs.300 Million from Muthoot Asset Management Private Limited at interest of 7.00% p.a repayable on demand) | 660.00 | 360.00 |
| (c) Loans repayable on demand | | |
| (i) from banks | | |
| Cash Credit (Secured by pari passu floating charge on current assets, book debts and Loans & advances. Interest 8.00% p.a.) | 6.14 | 20.03 |
| Borrowing other than debt securities recorded as FVTPL | - | - |
| Borrowing other than debt securities designated as FVTPL | - | - |
| Total (A) | 1,186.09 | 2,739.93 |
| Borrowings in India | 1,186.09 | 2,739.93 |
| Borrowings outside India | - | - |

**Note 14: Other financial liabilities**

| Particulars | As at March 31, 2022 | As at March 31, 2021 |
|--|-------------------------|-------------------------|
| Interest accrued and due on borrowings | - | - |
| Others | 36.46 | 36.89 |
| Total | 36.46 | 36.89 |

Note 15: Provisions

| Particulars | As at March 31, 2022 | As at March 31, 2021 |
|---------------------------------|-------------------------|-------------------------|
| Provision for employee benefits | | |
| - Gratuity | - | - |
| - Compensated absences | 1.09 | 1.79 |
| Total | 1.09 | 1.79 |

Note 16: Other non-financial liabilities

| Particulars | As at March 31, 2022 | As at March 31, 2021 |
|------------------------|-------------------------|-------------------------|
| Statutory dues payable | 2.15 | 2.90 |
| Total | 2.15 | 2.90 |

Note 17: Equity share capital**17.1 The reconciliation of equity shares outstanding at the beginning and at the end of the Year**

| Particulars | As at March 31, 2022 | As at March 31, 2021 |
|---|-------------------------|-------------------------|
| Authorised: | | |
| 2,00,000 (March 31, 2021: 2,00,000) Equity Shares of Rs. 1000/- each | 200.00 | 200.00 |
| 5,00,00,000 (FY 3,10,00,000) Preference Shares of Rs.10/- each | 5,00,00,000.00 | 5,00,00,000.00 |
| Issued, subscribed and fully paid up | | |
| 62,170 (March 31, 2021: 62,170) Equity Shares of Rs. 1000/- each fully paid | 62.17 | 62.17 |
| Total Equity | 62.17 | 62.17 |

17.2 Reconciliation of the number of equity shares and equity share capital outstanding at the beginning and at the end of the year

| Particulars | In Numbers | Amount |
|------------------------|------------|--------|
| As at March 31, 2021 | 62,170.00 | 62.17 |
| Issued during the year | - | - |
| As at March 31, 2022 | 62,170.00 | 62.17 |

17.3 Terms/ rights attached to equity shares

The Company has only one class of equity shares having face value Rs. 1000/- per share. All these shares have the same rights and preferences with respect to the payment of dividend, repayment of capital and voting.

17.4 Details of equity shareholder holding more than 5% shares in the company

| Particulars | As at March 31, 2022 | | As at March 31, 2021 | |
|-------------------------|----------------------|------------------------|----------------------|------------------------|
| | No. of shares held | % holding in the class | No. of shares held | % holding in the class |
| Muthoot Finance Limited | 62,170.00 | 100.00% | 62,170 | 100.00% |

17.5 Shareholding of Promoters

| Promoter Name | As at 31st March, 2022 | | |
|-------------------------|------------------------|------------------------|--------------------------|
| | No. of Shares | % holding in the class | % Change during the year |
| Muthoot Finance Limited | 62,170.00 | 100.00% | - |

17.6 Disclosure as to aggregate number and class of shares allotted as pursuant to contract(s) without payment being received in cash, fully paid up by way of bonus shares and shares bought back.

| Particulars | Fully paid up pursuant to contract(s) without payment being received in cash | Fully paid up by way of bonus shares | Shares bought back |
|------------------------|--|--------------------------------------|--------------------|
| Equity Shares : | | | |
| 2021-22 | Nil | Nil | Nil |
| 2020-21 | Nil | Nil | Nil |
| 2019-20 | Nil | Nil | Nil |
| 2018-19 | Nil | Nil | Nil |
| 2017-18 | Nil | Nil | Nil |
| 2016-17 | Nil | Nil | Nil |



Note 18: Other equity

| Particulars | As at March 31, 2022 | As at March 31, 2021 |
|---|-------------------------|-------------------------|
| Statutory reserve (Pursuant to section 45-IC of the Reserve Bank of India Act, 1934) | | |
| Balance at the beginning of the year | 16.27 | 8.80 |
| Add: Transfer from surplus balance in the Statement of Profit and Loss | - | 7.47 |
| Balance at the end of the year | 16.27 | 16.27 |
| Security Premium | | |
| Balance at the beginning of the year | 955.33 | 955.33 |
| Add: Securities premium received during the year | - | - |
| Balance at the end of the year | 955.33 | 955.33 |
| Retained Earnings | | |
| Balance at the beginning of the year | 65.52 | 35.53 |
| Add: Profit for the period | (65.72) | 37.47 |
| Less Appropriation :- | | |
| Transfer to Statutory Reserve | - | (7.47) |
| Total appropriations | - | (7.47) |
| Balance at the end of the year | -0.20 | 65.52 |
| Other Comprehensive Income | | |
| Balance at the beginning of the year | 0.13 | (0.18) |
| Add: Addition during the year | 1.50 | 0.31 |
| Balance at the end of the year | 1.63 | 0.13 |
| Total | 973.04 | 1,037.26 |

Note 18.1: Nature and purpose of reserve**Securities Premium Reserve**

This Reserve represents the premium on issue of shares and can be utilized in accordance with the provisions of The Companies Act, 2013.

Retained earnings

This Reserve represents the cumulative profits of the Company. This Reserve can be utilized in accordance with the provisions of The Companies Act, 2013.

Statutory reserve

Statutory Reserve represents the Reserve Fund created under Section 45 IC of the Reserve Bank of India Act, 1934. Accordingly an amount representing 20% of Profit for the period is transferred to the fund for the year.

18.2 Dividend

No dividend has been declared to shareholders for the financial year 2021-22



Note 19: Interest Income

| Particulars | For the year ended March 31, 2022 | | | For the year ended March 31, 2021 | | |
|---------------------------------------|---|---|--|---|---|--|
| | On Financial asset measured at fair value through OCI | On Financial asset measured at amortised cost | Interest income on financial assets classified at fair value through profit and loss | On Financial asset measured at fair value through OCI | On Financial asset measured at amortised cost | Interest income on financial assets classified at fair value through profit and loss |
| Interest on Loans | | | | | | |
| Vehicle & Construction Equipment Loan | - | 352.82 | | - | 646.26 | |
| Loan against Shares/Property | | - | | | (0.06) | |
| Gold Loan | | 3.62 | | | | |
| Interest on deposits with banks | - | - | | - | 12.24 | |
| Other Interest Income | - | 13.03 | | - | 4.04 | |
| Total | - | 369.47 | - | - | 662.48 | - |

Note 20: Other Income

| Particulars | For the year ended March 31, 2022 | For the year ended March 31, 2021 |
|---------------------|-----------------------------------|-----------------------------------|
| Bad debts recovered | 42.09 | - |
| Other Income | 1.02 | 0.65 |
| Total | 43.11 | 0.65 |

Note 21: Finance Cost

| Particulars | For the year ended March 31, 2022 | | For the year ended March 31, 2021 | |
|--|--|---|--|---|
| | On financial liabilities measured at fair value through profit or loss | On financial liabilities measured at amortised cost | On financial liabilities measured at fair value through profit or loss | On financial liabilities measured at amortised cost |
| Interest on borrowing (other than debt securities) | - | 127.19 | - | 297.54 |
| Total | - | 127.19 | - | 297.54 |

Note 22: Impairment of financial instruments

| Particulars | For the year ended March 31, 2022 | | For the year ended March 31, 2021 | |
|--------------|---|---|---|---|
| | On financial instruments measured at fair value through OCI | On financial instruments measured at amortised cost | On financial instruments measured at fair value through OCI | On financial instruments measured at amortised cost |
| Loans | - | 183.59 | - | 136.45 |
| Other Assets | - | (0.33) | - | 0.44 |
| Total | - | 183.26 | - | 136.89 |

Note 23: Employee Benefit Expenses

| Particulars | For the year ended March 31, 2022 | For the year ended March 31, 2021 |
|--|-----------------------------------|-----------------------------------|
| Salaries and Wages | 85.97 | 119.76 |
| Contributions to Provident and Other Funds | 5.52 | 6.06 |
| Staff Welfare Expenses | 0.52 | 0.26 |
| Total | 92.01 | 126.08 |

Note 24: Depreciation, amortization and impairment

| Particulars | For the year ended March 31, 2022 | For the year ended March 31, 2021 |
|-----------------------------------|-----------------------------------|-----------------------------------|
| Depreciation of Tangible Assets | 3.11 | 4.02 |
| Amortization of Intangible Assets | 0.12 | 0.09 |
| Total | 3.23 | 4.11 |

Note 25: Other Expenses

| Particulars | For the year ended March 31, 2022 | For the year ended March 31, 2021 |
|---|-----------------------------------|-----------------------------------|
| Rent, Taxes & Energy Cost | 14.80 | 6.24 |
| Advertisement & Publicity | 3.20 | 0.55 |
| Travelling and Conveyance | 1.33 | 5.99 |
| Repairs & Maintenance | 2.83 | 0.38 |
| Auditor's Fees and Expenses (Refer Note 25.1) | 0.90 | 0.83 |
| Communication Expenses | 1.98 | 1.78 |
| Printing and Stationery | 0.63 | 0.85 |
| Insurance | 0.75 | 1.37 |
| Rates & Taxes | 2.13 | 1.74 |
| Legal & Professional Charges | 5.07 | 4.09 |
| Directors' Sitting Fee | 0.83 | 0.87 |
| Loss on Sale of Repossessed Assets | 70.63 | 32.93 |
| Loss on Sale of Fixed Assets | - | 0.53 |
| Repossession Charges | 7.80 | 2.55 |
| Bank Charges | 0.62 | 0.52 |
| Miscellaneous expenses | 2.54 | 4.71 |
| Total | 116.04 | 65.93 |

Note 25.1 Auditor's fees and expenses:

| Particulars | For the year ended March 31, 2022 | For the year ended March 31, 2021 |
|---|-----------------------------------|-----------------------------------|
| As Auditor: | | |
| (i) As Auditor's (including Limited review) | 0.85 | 0.78 |
| (ii) For Other services | 0.01 | 0.03 |
| (iii) For Reimbursement of expenses | 0.05 | 0.02 |
| Total | 0.90 | 0.83 |



Note 26: Income Tax

The components of income tax expense for the year ended March 31, 2022 and year ended March 31, 2021 are:

| Particulars | Year ended March 31, 2022 | Year ended March 31, 2021 |
|--|------------------------------|------------------------------|
| Current tax | - | 17.84 |
| Adjustment in respect of current income tax of prior years | - | (2.22) |
| Deferred tax | (22.74) | (11.80) |
| Income tax expense reported in statement of profit and loss | (22.74) | 3.82 |
| Income tax recognised in other comprehensive income | | |
| Deferred tax related to items recognised in OCI during the period: | | |
| -Remeasurement of defined benefit plans | 0.50 | 0.11 |
| Income tax charged to OCI | 0.50 | 0.11 |

Reconciliation of the total tax charge:

The tax charge shown in the statement of profit and loss differ from the tax charge that would apply if all the profits had been charged at India corporate tax rate. A reconciliation between the tax expense and the accounting profit multiplied by India's domestic tax rate for the year ended March 31, 2022 and year ended March 31, 2021 is, as follows:

| Particulars | Year ended March 31, 2022 | Year ended March 31, 2021 |
|--|------------------------------|------------------------------|
| Accounting profit before tax | (88.46) | 41.29 |
| Statutory Income tax rate as per Sec 115BAA of the Income Tax Act, 1961 is 25.168% (2021: 25.168%) | - | 10.39 |
| Adjustment in respect of current income tax of prior years | - | (2.22) |
| Expenses disallowed in Income Tax Act | - | 6.96 |
| Effect of derecognition of previously recognised deferred tax assets/Others | (22.74) | (11.80) |
| Interest on income tax grouped under current tax charge | - | 0.29 |
| Others | - | 0.19 |
| Income tax expense reported in the statement of profit or loss | (22.74) | 3.82 |

The following table shows deferred tax recorded in the balance sheet and changes recorded in the Income tax expense:

| Deferred Tax Assets/(Liabilities) | Year ended March 31, 2022 | Year ended March 31, 2021 |
|---|------------------------------|------------------------------|
| Fixed asset: Timing difference on account of Depreciation and Amortisation | 0.72 | 0.97 |
| On application of Expected Credit Loss method for loan loss provisions and related adjustments as per Ind AS 109 | 12.01 | 40.03 |
| On amortisation of expenses under Effective Interest Rate method for financial liabilities not permitted under Income Tax Act, 1961 | (0.22) | (0.75) |
| On Brought Forward Losses | 50.41 | |
| On other provisions | 0.70 | 1.13 |
| Deferred Tax Assets/(Liabilities) (Net) | 63.62 | 41.38 |

Reconciliation of deferred tax assets/(liabilities)

| Particulars | Year ended March 31, 2022 | Year ended March 31, 2021 |
|---|------------------------------|------------------------------|
| Opening balance | 41.38 | 29.69 |
| Tax income/(expense) during the period recognised in profit or loss | 22.74 | 11.80 |
| Tax income/(expense) during the period recognised in OCI | (0.50) | (0.11) |
| Closing balance | 63.62 | 41.38 |



Note 27: Earnings per share

Basic earnings per share (EPS) is calculated by dividing the net profit for the year attributable to equity holders of Company by the weighted average number of equity shares outstanding during the year.

| Particulars | Year ended March 31, 2022 | Year ended March 31, 2021 |
|---|--------------------------------------|--------------------------------------|
| Net profit attributable to ordinary equity holders | (65.72) | 37.47 |
| Weighted average number of ordinary shares for basic earnings per share | 62,170 | 62,170 |
| Effect of dilution: | - | - |
| Weighted average number of ordinary shares adjusted for effect of dilution | 62,170 | 62,170 |
| Earnings per share | | |
| Basic earnings per share (Rs.) | (1,057.05) | 602.63 |
| Diluted earnings per share (Rs.) | (1,057.05) | 602.63 |



Note 28: Retirement Benefit Plan

Defined Contribution Plan

The Company makes contributions to Provident Fund which are defined contribution plan for qualifying employees. The Company recognized Rs. 4.33 millions (March 31,2021: 4.73 millions) for Provident Fund Contributions in the statement of profit and loss.

Defined Benefit Plan

The Company has a defined benefit gratuity plan. The gratuity plan is governed by the Payment of Gratuity Act, 1972. Every employee who has completed five years or more of service gets a gratuity on leaving the service of the company at 15 days salary (last drawn salary) for each completed year of service.

The Company accounts for its liability for future gratuity benefits based on actuarial valuation determined at each Balance Sheet date by an Independent Actuary using Projected Unit Credit Method. The Company makes annual contribution to a Gratuity Fund scheme managed by Life Insurance Corporation of India Limited (LIC).

The following tables summaries the components of net benefit expense recognized in the statement of profit and loss and the funded status and amounts recognized in the balance sheet for the gratuity plan.

Net liability/(assets) recognised in the Balance Sheet


| Particulars | As at March 31, 2022 | As at March 31, 2021 |
|--|-------------------------|-------------------------|
| Present value of defined benefit obligations | 1.69 | 2.70 |
| Fair value of planned assets | 3.43 | 3.17 |
| Defined Benefit obligation/(asset) | (1.74) | (0.47) |

Net benefit expense recognised in statement of profit and loss

| Particulars | As at March 31, 2022 | As at March 31, 2021 |
|-------------------------------------|-------------------------|-------------------------|
| Current service cost | 0.76 | 1.05 |
| Past service cost | - | - |
| Interest cost on benefit obligation | (0.03) | (0.02) |
| Net benefit expense | 0.73 | 1.03 |

Details of changes in present value of defined benefit obligations as follows:

| Particulars | As at March 31, 2022 | As at March 31, 2021 |
|---|-------------------------|-------------------------|
| Defined benefit obligation at the beginning of the year | 2.71 | 1.96 |
| Current service cost | 0.76 | 1.05 |
| Past Service Cost | - | - |
| Interest cost on benefit obligations | 0.16 | 0.12 |
| Re-measurements due to: | | |
| a. Actuarial changes arising from changes in demographic assumptions | (0.63) | - |
| b. Actuarial changes arising from changes in financial assumptions | 0.14 | 0.06 |
| c. Actuarial changes arising from changes in experience over the past years | (1.44) | (0.48) |
| Benefits paid | - | - |
| Benefit obligation at the end of the year | 1.69 | 2.71 |



Note 28: Retirement Benefit Plan (continued)

Movement in Surplus/(Deficit)

| Particulars | As at March 31, 2022 | As at March 31, 2021 |
|---|---------------------------------|---------------------------------|
| Surplus/(Deficit) at start of the year | 0.47 | (1.96) |
| <i>Movement during the period</i> | | |
| Current Service Cost | (0.76) | (1.05) |
| Past Service Cost | - | - |
| Net interest on net DBO | 0.03 | 0.02 |
| Re-measurements | 2.00 | 0.42 |
| Contributions/Benefits paid | - | 3.03 |
| Surplus/(Deficit) at end of the year | 1.74 | 0.47 |

Movement in Other Comprehensive Income

| Particulars | As at March 31, 2022 | As at March 31, 2021 |
|---|---------------------------------|---------------------------------|
| Balance at start of the year (Loss) / Gain | 0.18 | (0.24) |
| <i>Re-measurements due to:</i> | | |
| a. Actuarial changes arising from changes in demographic assumptions | 0.63 | - |
| b. Actuarial changes arising from changes in financial assumptions | (0.14) | (0.06) |
| c. Actuarial changes arising from changes in experience over the past years | 1.44 | 0.48 |
| <i>Re-measurements on Plan Assets:</i> | | |
| Return on Plan Assets, excluding amount included in net Interest on the net defined benefit liability / (asset) | 0.07 | - |
| <i>Re-measurements on Asset ceiling:</i> | | |
| Changes in the effect of limiting a net defined benefit asset to the asset ceiling | - | - |
| Balance at the end of the year (Loss) / Gain | 2.19 | 0.18 |



Note 28: Retirement Benefit Plan (continued)

The principal assumptions used in determining gratuity obligations for the Company's plans are shown below:

| Particulars | As at March 31, 2022 | As at March 31, 2021 |
|---|----------------------|----------------------|
| Salary Growth Rate | 7.00% | 7.00% |
| Attrition rate | 4.90% | 5.80% |
| Withdrawal Rate | 30.00% | 15.00% |
| Mortality | IALM 2012-14 (Ult.) | IALM 2012-14 (Ult.) |
| Interest rate on net DBO | 5.80% | 6.10% |
| Expected average remaining working life | 2 Years | 5 Years |

A quantitative sensitivity analysis for significant assumption as at March 31, 2022 and March 31, 2021 are as shown below:

| Assumptions | Sensitivity Level | As at March 31, 2022 | As at March 31, 2021 |
|--------------------|--|----------------------|-----------------------|
| Discount Rate | Increase by 1% | (0.07) | (0.19) |
| Discount Rate | Decrease by 1% | 0.07 | 0.21 |
| Salary Growth Rate | Increase by 1% | 0.07 | 0.21 |
| Salary Growth Rate | Decrease by 1% | (0.07) | (0.19) |
| Employee turnover | Increase by 1% | (0.03) | (0.08) |
| Employee turnover | Decrease by 1% | 0.03 | 0.08 |
| Mortality Rate | Increase in expected lifetime by 1 year | Negligible Change | Negligible Change |
| Mortality Rate | Increase in expected lifetime by 3 years | Negligible Change | DBO increases by Rs 1 |

The sensitivity is performed on the DBO at the respective valuation date by modifying one parameter whilst retaining other parameters constant. There are no changes from the previous period to the methods & assumptions underlying the sensitivity analyses.

Description of Asset Liability Matching Policy

The Company deploys its investment assets in a smoothed return cash accumulation plan with an insurance company. Investment returns of the plan are not greatly sensitive to the changes in interest rates. The liabilities' duration is not matched by the assets' duration.

Description of funding arrangements and funding policy that affect future contributions

The liabilities of the fund are funded by assets. The company aims to maintain a close to full-funding position at each Balance Sheet date. Future expected contributions are disclosed based on this principle.

Maturity profile

The weighted average duration of the obligation is 2 years (March 31, 2021: 5 years) as at the valuation date.



Note 29: Maturity analysis of assets and liabilities

The table below shows an analysis of assets and liabilities analysed according to when they are expected to be recovered or settled and considering the contractual terms. For loans and advances to customers, maturity analysis is based on expected repayment behaviour.

| Particulars | Year ended March 31, 2022 | | Total | Year ended March 31, 2021 | | Total |
|---|---------------------------|-----------------|-----------------|---------------------------|-----------------|-----------------|
| | Within 12 months | After 12 months | | Within 12 months | After 12 months | |
| Assets | | | | | | |
| Financial assets | | | | | | |
| Cash and cash equivalents | 61.73 | - | 61.73 | 61.65 | - | 61.65 |
| Bank Balance other than above | - | - | - | 183.24 | - | 183.24 |
| Loans | 1,055.68 | 955.14 | 2,010.82 | 1,707.50 | 1,854.59 | 3,562.09 |
| Other financial assets | 25.41 | - | 25.41 | 3.31 | 2.40 | 5.71 |
| Non-financial Assets | | | | | | |
| Current Tax Assets (net) | 23.86 | - | 23.86 | 22.67 | - | 22.67 |
| Deferred Tax Assets (net) | - | 63.62 | 63.62 | - | 41.38 | 41.38 |
| Property, plant and equipment | - | 43.72 | 43.72 | - | 10.15 | 10.15 |
| Other intangible assets | - | 0.19 | 0.19 | - | 0.30 | 0.30 |
| Other non financial assets | 38.73 | - | 38.73 | 1.67 | - | 1.67 |
| Total assets | 1,205.41 | 1,062.67 | 2,268.08 | 1,980.04 | 1,908.82 | 3,888.86 |
| Liabilities | | | | | | |
| Financial Liabilities | | | | | | |
| Trade payables | 7.08 | - | 7.08 | 7.92 | - | 7.92 |
| Borrowings (other than debt securities) | 616.09 | 570.00 | 1,186.09 | 260.00 | 2,479.93 | 2,739.93 |
| Other Financial liabilities | 36.46 | - | 36.46 | 36.89 | - | 36.89 |
| Non-financial Liabilities | | | | | | |
| Current tax liabilities (net) | - | - | - | - | - | - |
| Provisions | 0.31 | 0.78 | 1.09 | 0.26 | 1.53 | 1.79 |
| Deferred tax liabilities (net) | - | - | - | - | - | - |
| Other non-financial liabilities | 2.15 | - | 2.15 | 2.90 | - | 2.90 |
| Total Liabilities | 662.09 | 570.78 | 1,232.87 | 307.97 | 2,481.46 | 2,789.43 |

Net

543.32


491.89

1,035.21

1,672.07

(572.64)

1,099.43



Note 30: Change in liabilities arising from financing activities

| Particulars | As at March 31, 2021 | Cash Flows | Changes in fair value | Others | As at March 31, 2022 |
|--|----------------------|-------------------|-----------------------|----------|----------------------|
| Borrowings other than debt securities | 2,739.93 | (1,553.73) | (0.11) | - | 1,186.09 |
| Total liabilities from financing activities | 2,739.93 | (1,553.73) | (0.11) | - | 1,186.09 |

| Particulars | As at March 31, 2020 | Cash Flows | Changes in fair value | Others | As at March 31, 2021 |
|--|----------------------|-------------------|-----------------------|----------|----------------------|
| Borrowings other than debt securities | 4,271.67 | (1,531.74) | - | - | 2,739.93 |
| Total liabilities from financing activities | 4,271.67 | (1,531.74) | - | - | 2,739.93 |

Note 31: Contingent liabilities, commitments and leasing arrangements**(A) Commitments**

| Particulars | As at March 31, 2022 | As at March 31, 2021 |
|---|----------------------|----------------------|
| Estimated amount of contracts remaining to be executed on capital account, net of advances and not provided for | 8.17 | 0.94 |

(B) Lease Disclosures

All the lease agreements entered into by the company are short-term leases and are cancellable in nature.

The company has decided not to apply the requirements of paragraphs 22 to 49 of IndAS 116 - Leases as per the exemption provided in paragraph 5 of IndAS 116.

Hence, the lease payments associated with the leases are recognised as expense on straight-line basis over the lease term. (March 31, 2022: Rs. 13.78 millions, March 31, 2021: Rs. 5.33 millions)



Note 32: Related Party Disclosures

(A) Holding Company
Muthoot Finance Limited

(B) Subsidiaries of Holding Company
Asia Asset Finance PLC, Sri Lanka
Muthoot Homefin (India) Limited
Belstar Investment and Finance Private Limited
Muthoot Insurance Brokers Private Limited
Muthoot Asset Management Private Limited
Muthoot Trustee Private Limited

(C) Key Managerial Personnel

George Jacob Muthoot
George Muthoot Jacob
Kuttickattu Rajappan Bijimon
Eapen Alexander
Thomas John
Chamacheril Mohan Abraham
Visakh Thazhathu Veedu
Vinod Krishna Kumar Challa

Designation
Director
Director
Director
Director
Independent Director
Independent Director
Company Secretary
Chief Executive Officer

(D) Relatives of Key Management Personnel

George Alexander
Anna Alexander
George M Alexander

Relation
F/o Eapen Alexander
M/o Eapen Alexander
B/o Eapen Alexander

Note 32: Related Party Disclosures (continued)

Related Party Transaction during the year:

| Particulars | Key Management Personnel | | Relatives of Key Management Personnel | |
|-------------------------------------|--------------------------|----------------------|---------------------------------------|----------------------|
| | As at March 31, 2022 | As at March 31, 2021 | As at March 31, 2022 | As at March 31, 2021 |
| Loan from Director | - | - | - | - |
| Loan repaid | - | - | - | - |
| Remuneration | 3.26 | 5.85 | - | - |
| Sitting Fees | 0.83 | 0.87 | - | - |
| Interest expense on Director's loan | - | - | - | - |

| Particulars | Holding Company | | Fellow subsidiaries | |
|---|----------------------|----------------------|----------------------|----------------------|
| | As at March 31, 2022 | As at March 31, 2021 | As at March 31, 2022 | As at March 31, 2021 |
| Intercompany Loan Taken | 1,010.00 | 150.00 | 1,500.00 | 270.00 |
| Intercompany Loan Repaid | 2,810.00 | 1,820.00 | 1,200.00 | 80.00 |
| Interest expense on loan | 56.56 | 274.22 | 63.52 | 12.94 |
| Rent paid | - | 0.07 | - | - |
| Rent & House Keeping Charges Received | 0.14 | 0.29 | 0.10 | 0.22 |
| Sale of Fixed Assets (Inclusive of GST) | 0.34 | 0.55 | - | - |
| Purchase of Fixed Assets (Inclusive of GST) | 24.37 | - | - | - |
| Reimbursement of Other Expenses | 4.68 | - | - | - |
| Transaction fees paid | 0.06 | 0.05 | - | - |

Balance outstanding as at the year end:

(Rupees in millions)

| Particulars | Key Management Personnel | | Relatives of Key Management Personnel | |
|---|--------------------------|----------------------|---------------------------------------|----------------------|
| | As at March 31, 2022 | As at March 31, 2021 | As at March 31, 2022 | As at March 31, 2021 |
| Director's Loan Outstanding | - | - | - | - |
| Salary Advance | - | - | - | - |
| Interest payable on loan taken | - | - | - | - |
| Amounts receivable (net) from related parties | - | - | - | - |

| Particulars | Holding Company | | Fellow subsidiaries | |
|--|----------------------|----------------------|----------------------|----------------------|
| | As at March 31, 2022 | As at March 31, 2021 | As at March 31, 2022 | As at March 31, 2021 |
| Intercompany Loan Outstanding | 480.00 | 3,950.00 | 660.00 | 170.00 |
| Rent payable | - | - | - | - |
| Rent & House Keeping Charges receivable | - | 0.08 | - | 0.11 |
| Transaction fees payable | 0.01 | 0.01 | - | - |
| Amounts payable (net) to related parties | 480.01 | 3,949.93 | 660.00 | 169.89 |

Note:
a) Related parties have been identified on the basis of the declaration received by the management and other records available.

Compensation of key management personnel of the Company:

Key management personnel are those individuals who have the authority and responsibility for planning and exercising power to directly or indirectly control the activities of the Company and its employees. The Company considers the members of the Board of Directors which include independent directors (and its sub-committees) and Executive Committee to be key management personnel for the purposes of IND AS 24 Related Party Disclosures.

| Particulars | Year Ended March 31, 2022 | Year Ended March 31, 2021 |
|---|---------------------------|---------------------------|
| Short-term employee benefits | 3.15 | 5.73 |
| Contribution to PF (defined contribution) | 0.11 | 0.12 |
| Total | 3.26 | 5.85 |

Note:
a) The remuneration to the key managerial personnel does not include the provisions made for gratuity, as they are determined on an actuarial basis for the company as a whole.



Note 33: Capital and Analytical Ratios

Capital Management

The primary objective of the Company's capital management policy is to ensure that the Company complies with externally imposed capital requirements and maintains strong credit ratings and healthy capital ratios in order to support its business and to maximise shareholder value.

The Company manages its capital structure and makes adjustments to it in light of changes in economic conditions and requirements of the financial covenants. In order to maintain or adjust the capital structure, the Company may adjust the amount of dividend payment to shareholders, return capital to shareholders or issue capital securities. No changes have been made to the objectives, policies and processes from the previous years. However, they are under constant review by the Board.

| Regulatory capital | As at March 31, 2022 | As at March 31, 2021 |
|----------------------------------|----------------------|----------------------|
| Common Equity Tier1 capital | 969.76 | 1,057.73 |
| Other Tier 2 capital instruments | 9.24 | 42.17 |
| Total capital | 979.00 | 1,099.90 |
| Risk weighted assets | 2,127.92 | 3,804.97 |
| CET1 capital ratio | 45.57% | 27.80% |
| Total capital ratio | 46.01% | 28.91% |

Regulatory capital consists of CET 1 capital, which comprises share capital, share premium, retained earnings including current year profit less accrued dividends. Certain adjustments are made to Ind AS-based results and reserves, as prescribed by the Reserve Bank of India. The other component of regulatory capital is other Tier 2 Capital Instruments.

Capital


| Particulars | As at March 31, 2022 | As at March 31, 2021 |
|---|----------------------|----------------------|
| i) CRAR (%) | 46.01% | 28.91% |
| ii) CRAR - Tier I Capital (%) | 45.57% | 27.80% |
| iii) CRAR - Tier II Capital (%) | 0.43% | 1.11% |
| iv) Amount of subordinated debt raised as Tier - II Capital | - | - |
| v) Amount raised by issue of Perpetual Debt Instruments | - | - |



Note 33: Capital and Analytical Ratios (continued)

Analytical Ratios

| Particulars | As at March 31, 2022 | | | As at March 31, 2021 | Variance % | Reason for Variance (if above 25%) |
|--------------------------|----------------------|-------------|---------|----------------------|------------|--|
| | Numerator | Denominator | Ratio | Ratio | | |
| CRAR | 979.00 | 2,127.92 | 46.01% | 28.91% | 59.16% | There is a significant decrease in the Risk weighted assets due to the decrease in Loan Assets during the Financial Year 21-22. |
| Tier I CRAR | 969.76 | 2,127.92 | 45.57% | 27.80% | 63.94% | There is a significant decrease in the Risk weighted assets due to the decrease in Loan Assets during the Financial Year 21-22. |
| Tier II CRAR | 9.24 | 2,127.92 | 0.43% | 1.11% | -60.82% | Due to the decrease of Loan Assets and Revision in ECL rates, Provision for Standard assets decreased there by decreasing the Tier II capital. |
| Liquidity Coverage Ratio | 61.73 | 14.23 | 433.86% | 427.80% | 1.42% | - |



Note 34: Fair Value Measurement

Fair value is the price that would be received to sell an asset or paid to transfer a liability in an orderly transaction in the principal (or most advantageous) market at the measurement date under current market conditions (i.e., an exit price), regardless of whether that price is directly observable or estimated using a valuation technique. In order to show how fair values have been derived, financial instruments are classified based on a hierarchy of valuation techniques.

Fair value of financial instruments not measured at fair value

Set out below is a comparison, by class, of the carrying amounts and fair values of the Company's financial instruments that are initially measured at fair value and subsequently carried at amortised cost in the financial statements.

| Particulars | Level | Carrying Value | | Fair Value | |
|---|-------|----------------------|----------------------|----------------------|----------------------|
| | | As at March 31, 2022 | As at March 31, 2021 | As at March 31, 2022 | As at March 31, 2021 |
| Financial assets | | | | | |
| Cash and cash equivalents | 2 | 61.73 | 61.65 | 61.73 | 61.65 |
| Bank Balance other than above | 2 | - | 183.24 | - | 183.24 |
| Loans | 3 | 2,010.82 | 3,562.09 | 2,010.82 | 3,562.09 |
| Other Financial assets | 3 | 25.41 | 5.71 | 25.41 | 5.71 |
| Financial assets | | 2,097.96 | 3,812.69 | 2,097.96 | 3,812.69 |
| Financial Liabilities | | | | | |
| Trade Payable | 3 | 7.08 | 7.92 | 7.08 | 7.92 |
| Borrowings (other than debt securities) | 2 | 1,186.09 | 2,739.93 | 1,186.09 | 2,739.93 |
| Other Financial liabilities | 3 | 36.46 | 36.89 | 36.46 | 36.89 |
| Financial Liabilities | | 1,229.63 | 2,784.74 | 1,229.63 | 2,784.74 |

Valuation techniques

Short-term financial assets and liabilities

For financial assets and financial liabilities that have a short-term maturity (less than twelve months), the carrying amounts, which are net of impairment, are a reasonable approximation of their fair value. Such instruments include: cash and balances, balances other than cash and cash equivalents and trade payables without a specific maturity. Such amounts have been classified as Level 2/Level 3 on the basis that no adjustments have been made to the balances in the balance sheet.

Loans and advances to customers

The fair values of loans and receivables are estimated by discounted cash flow models that incorporate assumptions for credit risks, probability of default and loss given default estimates. Since comparable data is not available, hence Credit risk is derived using, historical experience, management view and other information used in its collective impairment models.

Financial liability at amortised cost

The fair values of financial liability held-to-maturity are estimated using a effective interest rate model based on contractual cash flows using actual yields.



Note 35: Risk Management

The Company's principal financial liabilities comprise borrowings and trade and other payables. The main purpose of these financial liabilities is to finance and support the company's operations. The Company's principal financial assets include loans, cash and cash equivalents and other receivables that are derived directly from its operations. As a financial lending institution, Company is exposed to various risks that are related to lending business and operating environment. The principal objective in Company's risk management processes is to measure and monitor the various risks that Company is subject to and to follow policies and procedures to address such risks.

The Company's risk management committee of the Board of Directors constituted in accordance with the Reserve Bank of India regulations has overall responsibility for overseeing the implementation of Risk Management Policy. The committee meets at least twice in a year to review the risk management practices. Risk management department periodically places its report to the committee for review. The committee's suggestions for improving the risk management practices are implemented by the risk management department.

Risk management department shall be responsible for the following:

- a) Identifying the various risks associated with the activities of the company and assessing their impact on the business.
- b) Measuring the risks and suggesting measures to effectively mitigate the risks. However, the primary responsibility for managing the various risks on a day to day basis will be with the heads of the respective business units of the company.

I) Credit Risk

Credit risk is the risk that the Company will incur a loss because its customers or counterparties fail to discharge their contractual obligations. The Company manages and controls credit risk by setting limits on the amount of risk it is willing to accept for individual counterparties and for geographical concentrations, and by monitoring exposures in relation to such limits.

Credit risk is monitored by the credit department of the Company. It is their responsibility to review and manage credit risk, including environmental and social risk for all types of counterparties. Credit risk consists of line credit managers who are responsible for their business lines and manage specific portfolios and experts who support both the line credit manager, as well as the business with tools like credit risk systems, policies, models and reporting.

The Company has established a credit quality review process to provide early identification of possible changes in the creditworthiness of counterparties.

The credit quality review process aims to allow the Company to assess the potential loss as a result of the risks to which it is exposed and take corrective actions.

Definition of default and cure

The Company considers a financial instrument as defaulted and therefore Stage 3 (credit-impaired) for ECL calculations in all cases when the borrower becomes 90 days past due on its contractual payments. As a part of a qualitative assessment of whether a customer is in default, the Company also considers a variety of instances that may indicate unlikeliness to pay. When such events occur, the Company carefully considers whether the event should result in treating the customer as defaulted and therefore assessed as Stage 3 for ECL calculations.

It is the Company's policy to consider a financial instrument as 'cured' and therefore re-classified out of Stage 3 when none of the default criteria have been present for at least three consecutive months. The decision whether to classify an asset as Stage 2 or Stage 1 once cured depends on the updated credit grade, at the time of the cure, and whether this indicates there has been a significant increase in credit risk compared to initial recognition.

Company's internal credit rating grades and staging criteria for loans are as follows:

| Rating | Loans Days | Stages |
|---------------------------|----------------|-----------|
| High grade | Not yet due | Stage I |
| Standard grade | 1-30 DPD | Stage I |
| Sub-standard grade | 31-60 DPD | Stage II |
| Past due but not impaired | 61-90 DPD | Stage II |
| Individually impaired | 91 DPD or More | Stage III |

Exposure at Default (EAD)

The Exposure at Default is an estimate of the exposure at a future default date, considering expected changes in the exposure after the reporting date, including repayments of principal and interest, whether scheduled by contract or otherwise, expected drawdowns on committed facilities, and accrued interest.

Probability of default (PD)

The Probability of Default is an estimate of the likelihood of default over a given time horizon. To calculate the ECL for a Stage 1 loan, the Company assesses the possible default events within 12 months for the calculation of the 12 month ECL. For Stage 2 and Stage 3 financial assets, the exposure at default is considered for events over the lifetime of the instruments. The Company uses historical information where available to determine PD.

Based on its review of macro-economic developments and economic outlook, the Company has assessed that adjustment are required for temporary overlays to determine qualitative impact on its PD's as at March 31, 2022 and March 31, 2021. The management has revised the PD during the financial year


| Portfolio | As at March 31, 2022 | | | As at March 31, 2021 | | |
|-------------------------|----------------------|----------|-----------|----------------------|----------|-----------|
| | Stage I | Stage II | Stage III | Stage I | Stage II | Stage III |
| Vehicle/Equipment Loans | 3.77% | 4.31% | 100.00% | 3.29% | 11.05% | 100.00% |
| Gold Loan | 9.21% | 9.21% | 100.00% | NA | NA | NA |
| Loan against shares | NA | NA | NA | 7.00% | 20% | 100.00% |

Loss Given Default

LGD is the estimated loss that the Company might bear if the borrower defaults. The Company determines its recovery (net present value) by analysing the recovery trends, borrower rating, collateral value and expected proceeds from sale of asset.

| Portfolio | As at March 31, 2022 | | | As at March 31, 2021 | | |
|---------------------|----------------------|----------|-----------|----------------------|----------|-----------|
| | Stage I | Stage II | Stage III | Stage I | Stage II | Stage III |
| Vehicle Loans | 6.69% | 6.69% | 6.69% | 24.00% | 24.00% | 24.00% |
| Gold Loan | 10.00% | 10.00% | 10.00% | NA | NA | NA |
| Loan against shares | NA | NA | NA | 20.00% | 50.00% | 25.00% |

LGD Rates have been computed internally based on the discounted recoveries in defaulted accounts that are closed/written off/ repossessed and upgraded during the year.



Note 35: Risk Management (continued)

Credit risk exposure analysis

| Particulars | As at March 31, 2022 | | | As at March 31, 2021 | | |
|--------------|----------------------|----------|-----------|----------------------|----------|-----------|
| | Stage I | Stage II | Stage III | Stage I | Stage II | Stage III |
| South region | 1,341.98 | 592.51 | 136.92 | 2,588.73 | 819.35 | 325.60 |

Collateral and other credit enhancements

The amount and type of collateral required depends on an assessment of the credit risk of the counterparty. Guidelines are in place covering the acceptability and valuation of each type of collateral.

The tables on the following pages show the maximum exposure to credit risk by class of financial asset. They also shows the total fair value of collateral, any surplus collateral (the extent to which the fair value of collateral held is greater than the exposure to which it relates), and the net exposure to credit risk.

| As at March 31, 2022 | Maximum exposure to credit risk | Fair value of collateral and credit enhancements held | | | | | Net exposure |
|---|---------------------------------|---|-----------------|---|--------------------|------------------|--------------|
| | | Cash | Securities | Book debts, Inventory and other working capital items | Surplus collateral | Total collateral | |
| Financial assets | | | | | | | |
| Cash and cash equivalents | 62.17 | 62.17 | | | | 62.17 | - |
| Bank Balance other than above | - | - | | | | - | - |
| Loans | | | | | | | |
| (i) Vehicle/Equipment Loan | 1,868.26 | | 3,471.05 | | 1,602.79 | 3,471.05 | |
| (ii) Loan against Property | - | | - | | - | - | |
| (iii) Gold Loan | 201.30 | | 236.82 | | 35.52 | 236.82 | |
| (iv) Other Loan | 1.85 | | - | | (1.85) | - | |
| Other Financial assets | - | | | | | | - |
| Total financial assets at amortised cost | 2,133.58 | 62.17 | 3,707.87 | - | 1,636.46 | 3,770.04 | - |
| Other commitments | | | | | | | |

| As at March 31, 2021 | Maximum exposure to credit risk | Fair value of collateral and credit enhancements held | | | | | Net exposure |
|---|---------------------------------|---|-----------------|---|--------------------|------------------|--------------|
| | | Cash | Securities | Book debts, Inventory and other working capital items | Surplus collateral | Total collateral | |
| Financial assets | | | | | | | |
| Cash and cash equivalents | 61.65 | 61.65 | | | | 61.65 | - |
| Bank Balance other than above | 183.24 | 183.24 | | | | 183.24 | - |
| Loans | | | | | | | |
| (i) Vehicle Loan | 3,732.42 | | 6,973.42 | | 3,241.00 | 6,973.42 | |
| (ii) Loan against Property | 1.27 | | 5.03 | | 3.76 | 5.03 | |
| Other Financial assets | 5.71 | | | | | | 5.71 |
| Total financial assets at amortised cost | 3,984.29 | 244.89 | 6,978.45 | - | 3,244.76 | 7,223.34 | 5.71 |
| Other commitments | | | | | | | |



Note 35: Risk Management (continued)

II) Liquidity Risk

Liquidity risk is the risk of being unable to raise necessary funds from the market at optimal cost to meet operational and debt servicing requirements.

Asset Liability Management (ALM)

The table below shows the maturity pattern of the assets and liabilities:

Maturity pattern of assets and liabilities as on March 31, 2022

| Particulars | Upto 1 month | 1 to 2 months | 2 to 3 months | 3 to 6 months | 6 months to 1 year | 1 to 3 years | 3 to 5 years | Over 5 years | Not sensitive to ALM | Total |
|-----------------------------|---------------|---------------|---------------|---------------|--------------------|-----------------|---------------|---------------|----------------------|-----------------|
| Payables | 1.77 | 2.83 | 1.06 | 1.42 | - | - | - | - | - | 7.08 |
| Borrowings | - | - | - | 20.00 | 506.09 | 660.00 | - | - | - | 1,186.09 |
| Other financial liabilities | 3.65 | 7.29 | 21.88 | 3.65 | - | - | - | - | - | 36.47 |
| Loans | 109.81 | 129.30 | 150.53 | 270.95 | 514.81 | 617.77 | 130.51 | 147.73 | - | 2,071.41 |
| Other financial assets | 72.40 | 4.57 | - | - | - | - | 5.08 | 5.08 | - | 87.13 |
| Total | 187.63 | 143.99 | 173.47 | 296.02 | 1,020.90 | 1,277.77 | 135.59 | 152.81 | - | 3,388.18 |

Maturity pattern of assets and liabilities as on March 31, 2021

| Particulars | Upto 1 month | 1 to 2 months | 2 to 3 months | 3 to 6 months | 6 months to 1 year | 1 to 3 years | 3 to 5 years | Over 5 years | Not sensitive to ALM | Total |
|-----------------------------|---------------|---------------|---------------|---------------|--------------------|-----------------|---------------|--------------|----------------------|-----------------|
| Payables | 1.22 | 3.68 | - | 3.02 | - | - | - | - | - | 7.92 |
| Borrowings | - | - | - | - | 1,550.00 | 1,189.93 | - | - | - | 2,739.93 |
| Other financial liabilities | 4.65 | 4.41 | - | 4.90 | 22.93 | - | - | - | - | 36.89 |
| Loans | 145.28 | 146.00 | 146.47 | 436.57 | 833.18 | 1,626.46 | 228.13 | - | - | 3,562.09 |
| Other financial assets | 1.68 | 1.47 | - | 0.16 | - | - | 2.40 | - | - | 5.71 |
| Total | 152.83 | 155.56 | 146.47 | 444.65 | 2,406.11 | 2,816.39 | 230.53 | - | - | 6,352.54 |

III) Market risk

Market Risk is the risk that the fair value or the future cash flows of a financial instrument will fluctuate because of changes in market factor. Such changes in the values of financial instruments may result from changes in the interest rates, credit, liquidity, and other market changes. The objective of market risk management is to avoid excessive exposure of our earnings and equity to loss and reduce our exposure to the volatility inherent in financial instruments. The Company is exposed to two types of market risk as follows:

Interest Rate Risk

Interest rate risk is the risk that the fair value of future cash flows of a financial instrument will fluctuate because of changes in market interest rates. The company is subject to interest rate risk, primarily since it lends to customers at fixed rates and for maturity periods shorter than the funding sources. Borrowings at floating rates gives rise to interest rate risk. Interest rates are highly sensitive to many factors beyond control, including the monetary policies of the Reserve Bank of India, deregulation of the financial sector in India, domestic and international economic and political conditions, inflation and other factors. In order to manage interest rate risk, the company seek to optimize borrowing profile between short-term and long-term loans. The company adopts funding strategies to ensure diversified resource-raising options to minimize cost and maximize stability of funds. Assets and liabilities are categorized into various time buckets based on their maturities and Asset Liability Management Committee supervise an interest rate sensitivity report periodically for assessment of interest rate risks. The Interest Rate Risk is mitigated by availing funds at very competitive rates through diversified borrowings and for different tenors.

The following table demonstrates the sensitivity to a reasonably possible change in the interest rates on the portion of borrowings affected. With all other variables held constant, the profit before tax is affected through the impact on floating rate borrowings, as follows:

| | March 31, 2022 | March 31, 2021 |
|----------------------|----------------|----------------|
| On Borrowings | | |
| 1% increase | 11.86 | 27.40 |
| 1% decrease | (11.86) | (27.40) |

Prepayment risk

Prepayment risk is the risk that the Company will incur a financial loss because its customers and counterparties repay or request repayment earlier or later than expected, such as fixed rate mortgages when interest rates fall.

Operational and business risk

Operational risk is the risk of loss arising from systems failure, human error, fraud or external events. When controls fail to operate effectively, operational risks can cause damage to reputation, have legal or regulatory implications, or lead to financial loss. The Company cannot expect to eliminate all operational risks, but it endeavours to manage these risks through a control framework and by monitoring and responding to potential risks. Controls include effective segregation of duties, access, authorisation and reconciliation procedures, staff education and assessment processes, such as the use of internal audit.



Note.36: Disclosure with regard to dues to Micro Enterprises and Small Enterprises

Based on the information available with the Company and has been relied upon by the auditors, none of the suppliers have confirmed to be registered under "The Micro, Small and Medium Enterprises Development ('MSMED') Act, 2006". Accordingly, no disclosures relating to principal amounts unpaid as at the period ended March 31, 2022 together with interest paid / payable are required to be furnished.

Note 37: Segment reporting

The Company is engaged in the business segment of Financing, whose operating results are regularly reviewed by the entity's chief operating decision maker to make decisions about resources to be allocated and to assess its performance, and for which discrete financial information is available. Further other business segments do not exceed the quantitative thresholds as defined by the Ind AS 108 on "Operating Segment". Hence, there are no separate reportable segments, as required by the Ind AS 108 on "Operating Segment".

Note 38: Impact of Covid 19

The Covid 19 Pandemic have resulted in significant number of cases in India. The Impact of the same is uncertain and will depend on on-going as well as future developments. The Company believes that it has taken in to account all the possible impact of known events arising out of Covid 19 pandemic in the preparation of these results. However the impact assessment of Covid-19 is a continuing process given its nature and duration. The Company will continue to monitor for any material changes to future economic conditions. As a conservative approach, the company has provided additional provision for impairment loss of Rs. 39.80 millions.

Note 39: Restructuring of Loan Accounts

During the year, to relieve Covid-19 pandemic related stress, the Company has invoked resolution plans for eligible borrowers based on parameters laid down in accordance with the resolution policy approved by the Board of Directors of the Company and in accordance with the guidelines issued by the RBI on May 5, 2021. Based on resolution framework, the Company has provided resolution plan for 40 accounts.

Note 40: Frauds during the year

(in crores)

| Nature of Fraud | No.of Cases | Amount of Fraud | Recovery | Amount Written off |
|---|-------------|-----------------|----------|--------------------|
| Fraud Committed by Employees | 1 | 0.02 | 0.00 | - |
| Fraud Committed by Borrowers/ Outsiders | 3 | 0.51 | - | 0.51 |

There are no cases of fraud or suspected fraud that affects the entity and involves management, employees or customers in the Previous Year.




Note 41

Note 41.1: Disclosure required as per Reserve Bank of India Notification No. DOR(NBFC).CC.PD.No.109/22.10.106/2019-20 dated March 13, 2020

| Asset Classification as per RBI Norms | Asset Classification as per IND AS 109 | Gross Carrying Amount as per IND AS | Loss Allowance (Provisions) as required under IND AS 109 | Net Carrying Amount | Provisions required as per IRACP norms | Difference between IND AS 109 provisions and IRACP norms |
|--|--|-------------------------------------|--|---------------------|--|--|
| Performing Assets | | | | | | |
| Standard | Stage - 1 | 1,341.98 | 6.43 | 1,335.55 | 7.70 | 1.54 |
| | Stage - 2 | 592.51 | 2.81 | 589.70 | | |
| Subtotal | | 1,934.49 | 9.24 | 1,925.25 | 7.70 | 1.54 |
| Non-performing Assets (NPA) | | | | | | |
| Sub - Standard | Stage - 3 | 132.78 | 49.80 | 82.98 | 12.45 | 37.36 |
| Doubtful | | | | | | |
| Upto 1 year | Stage - 3 | 4.14 | 1.55 | 2.59 | 0.65 | 0.91 |
| 1 to 3 years | Stage - 3 | - | - | - | - | - |
| More than 03 years | Stage - 3 | - | - | - | - | - |
| Subtotal for Doubtful | | 4.14 | 1.55 | 2.59 | 0.65 | 0.91 |
| Loss | Stage - 3 | - | - | - | - | - |
| Subtotal for NPA | | 136.92 | 51.35 | 85.56 | 13.09 | 38.26 |
| Other items such as guarantees, loan commitments, etc. which are in the scope of IND AS 109 but not covered under current Income Recognition, Asset classification and provision (IRACP) norms | Stage - 1 | - | - | - | - | - |
| | Stage - 2 | - | - | - | - | - |
| | Stage - 3 | - | - | - | - | - |
| Subtotal | | - | - | - | - | - |
| Total | Stage - 1 | 1,341.98 | 6.43 | 1,335.55 | 7.70 | 1.54 |
| | Stage - 2 | 592.51 | 2.81 | 589.70 | | |
| | Stage - 3 | 136.92 | 51.35 | 85.56 | 13.09 | 38.26 |
| | Total | 2,071.41 | 60.59 | 2,010.81 | 20.79 | 39.80 |

Note 41.2: Disclosure required as per Reserve Bank of India Notification No. DOR. STR. REC. 4/21.04.048/2021-22

The Company has not collected 'Interest on Interest' during the moratorium period of the Previous Year, i.e. March 1, 2020 to August 31, 2020 & hence does not have any amount to be refunded/adjusted.



Note 42: Disclosures required as per Reserve Bank of India Master Direction - Non Banking Financial Company - Systematically Important Non-Deposit taking Company & Deposit taking Company (Reserve Bank) Directions, 2016 (Continued)

9 Minimum Disclosures

The following additional disclosures have been given under the Non Banking Financial Company - Systematically Important Non-Deposit taking Company & Deposit taking Company (Reserve Bank) Directions, 2016

10 Summary of Significant Accounting Policies

The Accounting policies regarding key areas of operations are disclosed as note 3 to Financial Statement for the year ended March 31, 2022

11 Capital

Disclosed as note 33 to Financial Statement for the year ended March 31, 2022

12 Related Party Transactions

Disclosed as note 32 to Financial Statement for the year ended March 31, 2022

13 Exposures

| | |
|---|----------------|
| a) Details of financing of parent company products | Not Applicable |
| b) Details of single borrower limit (SGL)/Group Borrower Limit (GBL) exceeded by the company | Nil |
| c) Total amount of advances for which intangible securities such as charge over the rights, licenses, authority etc. has been taken and which is to be classified as unsecured advances | Nil |

14 Registration obtained from financial sector regulators

| | |
|-----------------------|--|
| Regulator | Registration Number |
| Reserve Bank of India | Certificate of Registration No. B 16.00063 |

15 Ratings assigned by Credit Rating agencies

| | | |
|----------------------|------------------------------|------------------------------|
| Particulars | As at 31st March 2022 | As at 31st March 2021 |
| Long term borrowings | CRISIL AA/Stable | CRISIL AA/Stable |

16 Penalties levied by Regulators - Nil

17 Movement of NPAs

(in crores)

| Particulars | As at 31st March 2022 | As at 31st March 2021 |
|-------------------------------------|------------------------------|------------------------------|
| (i) Net NPAs* to Net Advances (%) | 4.24% | 5.51% |
| (ii) Movement of NPAs (Gross) | | |
| (a) Opening balance | 32.56 | 25.93 |
| (b) Additions during the year | 12.54 | 6.63 |
| (c) Reduction during the year | 31.41 | - |
| (d) Closing balance | 13.69 | 32.56 |
| (iii) Movement of NPAs (Net) | | |
| (a) Opening balance | 22.12 | 19.45 |
| (b) Additions during the year | - | 2.67 |
| (c) Reduction during the year | 13.56 | - |
| (d) Closing balance | 8.56 | 22.12 |
| (iv) Movement of provision for NPAs | | |
| (a) Opening balance | 12.94 | 6.48 |
| (b) Additions during the year | - | 6.46 |
| (c) Reduction during the year | 7.81 | - |
| (d) Closing balance | 5.13 | 12.94 |

Additions/ Reductions to NPA (Gross and Net) stated above during the year are based on year end figures.

* Stage 3 loan assets under Ind AS



Note 42: Disclosures required as per Reserve Bank of India Master Direction - Non Banking Financial Company - Systematically Important Non-Deposit taking Company & Deposit taking Company (Reserve Bank) Directions, 2016 (Continued)

18 Concentration of Advances

(in crores)

| S.No | Particulars | As at 31st March 2022 | As at 31st March 2021 |
|------|--|-----------------------|-----------------------|
| 1 | Total advances to twenty largest borrowers | 5.86 | 13.56 |
| 2 | Percentage of Advances to twenty largest borrowers to total advances of the NBFC | 2.83% | 3.63% |

19 Concentration of Exposures

(in crores)

| S.No | Particulars | As at 31st March 2022 | As at 31st March 2021 |
|------|---|-----------------------|-----------------------|
| 1 | Total exposures to twenty largest borrowers/customers | 5.86 | 13.56 |
| 2 | Percentage of exposures to twenty largest borrowers/customers to total exposures of the NBFC on borrowers/customers | 2.83% | 3.63% |

20 Concentration of NPAs


(in crores)

| S.No | Particulars | As at 31st March 2022 | As at 31st March 2021 |
|------|--|-----------------------|-----------------------|
| 1 | Total exposures to top four NPA accounts | 1.20 | 1.63 |

21 Sector-wise NPAs

(in crores)

| S.No | Particulars | As at 31st March 2022 | As at 31st March 2021 |
|------|------------------------------------|-----------------------|-----------------------|
| 1 | Agriculture & Allied Activities | | |
| 2 | MSME | | |
| 3 | Corporate Borrowers | | |
| 4 | Services | | |
| 5 | Unsecured Personal Loans | | |
| 6 | Auto Loans / Commercial Equipments | 13.69 | 32.43 |
| 7 | Other Loans | 0.00 | 0.13 |



22 Investments

(in crores)

| Particulars | As at 31st March 2022 | As at 31st March 2021 |
|---|-----------------------|-----------------------|
| 1) Value of Investments | | |
| i) Gross Value of Investments | - | - |
| a) In India | - | - |
| b) Outside India | - | - |
| ii) Provision for Depreciation | | |
| a) In India | - | - |
| b) Outside India | - | - |
| iii) Net Value of Investments | | |
| a) In India | - | - |
| b) Outside India | - | - |
| 2) Movement of Provisions held towards depreciation on investments | | |
| i) Opening balance | - | - |
| ii) Add : Provision made during the year | - | - |
| iii) Less : Write-off/ write-back of excess provision during the year | - | - |
| iv) Closing balance | - | - |

23 Derivatives

Forward Rate Agreement / Interest rate swap

(in crores)

| Particulars | As at 31st March 2022 | As at 31st March 2021 |
|---|-----------------------|-----------------------|
| i) The notional principal of swap agreements | - | - |
| ii) Losses which would be incurred if counterparties failed to fulfill their obligations under the agreements | - | - |
| iii) Collateral required by the applicable NBFC upon entering into swaps | - | - |
| iv) Concentration of credit risk arising from the swap \$ | - | - |
| v) The fair value of the swap book @ | - | - |



24 Exchange Traded Interest Rate (IR) derivatives


(in crores)

| Particulars | Amount |
|---|--------|
| i) Notional principal amount of exchange traded IR derivatives undertaken during the year (instrument-wise) | |
| a) | - |
| b) | - |
| ii) Notional principal amount of exchange traded IR derivatives outstanding as on 31st March 2021 (instrument wise) | |
| a) | - |
| b) | - |
| iii) Notional principal amount of exchange traded IR derivatives outstanding and not "highly effective" (instrument wise) | |
| a) | - |
| b) | - |
| iv) Mark-to-market value of exchange traded IR derivatives outstanding and not "highly effective" (instrument wise) | |
| a) | - |
| b) | - |

25 Disclosures on Risk Exposure in Derivatives - Quantitative Disclosure

(in crores)

| Particulars | Currency Derivatives | Interest rate Derivatives |
|--|----------------------|---------------------------|
| i) Derivatives (Notional Principal Amount) For Hedging | - | - |
| ii) Market to Market positions | | |
| a) Assets (+) | - | - |
| b) Liability (-) | - | - |
| iii) Credit Exposure | - | - |
| iv) Unhedged Exposures | - | - |



Note 42: Disclosures required as per Reserve Bank of India Master Direction - Non Banking Financial Company - Systematically Important Non-Deposit taking Company & Deposit taking Company (Reserve Bank) Directions, 2016 (Continued)

26.1 Securitisation

| Particulars | No./Amount in crore |
|---|---------------------|
| 1. No. of SPVs sponsored by the applicable NBFC for securitisation transactions | - |
| 2. Total amount of securitised assets as per books of the SPVs sponsored | - |
| 3. Total amount of exposures retained by the applicable NBFC to comply with MRR as on the date of balance sheet | |
| a) Off-balance sheet exposures | |
| First loss | - |
| Others | - |
| b) On-balance sheet exposures | |
| First loss | - |
| Others | - |
| 4. Amount of exposures to securitisation transactions other than MRR | |
| a) Off-balance sheet exposures | |
| i) Exposure to own securitisations | |
| First loss | - |
| Others | - |
| ii) Exposure to third party securitisations | |
| First loss | - |
| Others | - |
| b) On-balance sheet exposures | |
| i) Exposure to own securitisations | |
| First loss | - |
| Others | - |
| ii) Exposure to third party securitisations | |
| First loss | - |
| Others | - |

26.2

Details of Financial Assets sold to Securitisation / Reconstruction company for Asset Reconstruction


(in crores)

| Particulars | As at 31st March 2022 | As at 31st March 2021 |
|---|-----------------------|-----------------------|
| i) No. of accounts | - | - |
| ii) Aggregate value (net of provisions) of accounts sold to SC / RC | - | - |
| iii) Aggregate consideration | - | - |
| iv) Additional consideration realized in respect of accounts transferred in earlier years | - | - |
| v) Aggregate gain / loss over net book value | - | - |

26.3 Details of Assignment transactions undertaken by applicable NBFCs

(in crores)

| Particulars | As at 31st March 2022 | As at 31st March 2021 |
|---|-----------------------|-----------------------|
| i) No. of accounts | - | - |
| ii) Aggregate value (net of provisions) of accounts sold | - | - |
| iii) Aggregate consideration | - | - |
| iv) Additional consideration realized in respect of accounts transferred in earlier years | - | - |
| v) Aggregate gain / loss over net book value | - | - |



Note 42: Disclosures required as per Reserve Bank of India Master Direction - Non Banking Financial Company - Systematically Important Non-Deposit taking Company & Deposit taking Company (Reserve Bank) Directions, 2016 (Continued)

27.1 Details of non-performing financial assets purchased

(in crores)

| Particulars | As at 31st March 2022 | As at 31st March 2021 |
|--|-----------------------|-----------------------|
| 1 (a). No. of accounts purchased during the year | - | - |
| (b). Aggregate outstanding | - | - |
| 2 (a). Of these, number of accounts restructured during the year | - | - |
| (b). Aggregate outstanding | - | - |

27.2 Details of non-performing financial assets sold

(in crores)

| Particulars | As at 31st March 2022 | As at 31st March 2021 |
|-------------------------------------|-----------------------|-----------------------|
| 1. No. of accounts sold | - | - |
| 2. Aggregate outstanding | - | - |
| 3. Aggregate consideration received | - | - |

28.1 Exposure to Real Estate Sector

(in crores)

| Category | As at 31st March 2022 | As at 31st March 2021 |
|--|-----------------------|-----------------------|
| a) Direct Exposure | | |
| i) Residential Mortgages - Lending fully secured by mortgages on residential property that is or will be occupied by the borrower or that is rented | - | - |
| ii) Commercial Real Estate - retail space, multi-purpose commercial premises, multi-family residential buildings, multi-tenanted commercial premises, industrial or warehouse | - | - |
| iii) Investments in Mortgage backed securities (MBS) and other securitised exposures - | | |
| a. Residential | - | - |
| b. Commercial Real Estate | - | - |
| Total Exposure to Real Estate Sector | - | - |

28.2 Exposure to Capital Market

(in crores)

| Particulars | As at 31st March 2022 | As at 31st March 2021 |
|--|-----------------------|-----------------------|
| i) direct investment in equity shares, convertible bonds, convertible debentures and units of equity-oriented mutual funds the corpus of which is not exclusively invested in corporate debt; | - | - |
| ii) advances against shares / bonds / debentures or other securities or on clean basis to individuals for investment in shares (including IPOs / ESOPs), convertible bonds, convertible debentures, and units of equity-oriented mutual funds; | - | - |
| iii) advances for any other purposes where shares or convertible bonds or convertible debentures or units of equity oriented mutual funds are taken as primary security; | - | - |
| iv) advances for any other purposes to the extent secured by the collateral security of shares or convertible bonds or convertible debentures or units of equity oriented mutual funds i.e. where the primary security other than shares / convertible bonds / convertible debentures / units of equity oriented mutual funds 'does not fully cover the advances'; | - | - |
| v) secured and unsecured advances to stockbroker and guarantees issued on behalf of stockbroker and market makers; | - | - |
| vi) loans sanctioned to corporates against the security of shares / bonds / debentures or other securities or on clean basis for meeting promoter's contribution to the equity of new companies in anticipation of raising resources; | - | - |
| vii) bridge loans to companies against expected equity flows / issues; | - | - |
| viii) all exposures to Venture Capital Funds (both registered and unregistered) | - | - |
| Total exposure to Capital Market | - | - |



Note 42: Disclosures required as per Reserve Bank of India Master Direction - Non Banking Financial Company - Systematically Important Non-Deposit taking Company & Deposit taking Company (Reserve Bank) Directions, 2016 (Continued)

29 Customer complaints

| Sl. No | Particulars | As at 31st March 2022 | As at 31st March 2021 |
|--------|---|-----------------------|-----------------------|
| (a) | No. of Complaints pending as at the beginning of the year | Nil | Nil |
| (b) | No. of Complaints received during the year | 7 | Nil |
| (c) | No. of Complaints redressed during the year | 7 | Nil |
| (d) | No. of Complaints pending as at the end of the year | Nil | Nil |

30 Provisions and contingencies

(in crores)

| Sl. No | Breakup of provisions and contingencies shown under the head expenses in the Statement of Profit and Loss | As at 31st March 2022 | As at 31st March 2021 |
|--------|---|-----------------------|-----------------------|
| 1 | Provisions for depreciation on investment | Nil | Nil |
| 2 | Provision towards NPA (Expected Credit Loss) | (7.81) | 6.46 |
| 3 | Provision made towards Income Tax | (2.27) | 0.38 |
| 4 | Other Provisions and Contingencies (with details) | | |
| | Provision for leave encashment | 0.03 | 0.04 |
| | Provision for Gratuity | (0.13) | 0.10 |
| | Provision for other assets | (0.03) | 0.04 |
| 5 | Provision for Standard Assets | (3.29) | (3.63) |

31 The Company has not financed any parent company products during the financial year

32 The Company has not exceeded exposure limits as stipulated by the RBI Prudential norms during the year with reference to single borrower Limit(SGL)/Group Borrower Limit

33 The Company has not granted unsecured advances against collateral of intangible securities such as charge over the rights, licenses or authority

34 Details of Remuneration to Directors are disclosed in Form No MGT- 9

35 Refer to the Management discussion and analysis report for the relevant disclosures

36 There are no prior period items that have impact on the current year's profit and loss

37 There have been no instances in which revenue recognition has been postponed pending the resolution of significant uncertainties

38 Company does not have any subsidiary therefor Accounting Standard 21- Consolidated Financial Statements (CFS) is not applicable

39 Exposure to group companies engaged in real estate business

| Sl. No | Particulars | Amount | % of Net Owned Fund |
|--------|--|--------|---------------------|
| i) | Exposure to any single entity in a group engaged in real estate business | | |
| ii) | Exposure to all entities in a group engaged in real estate | NA | NA |

40 The Company has not made any draw down from reserves during the financial year

41 The Company does not accept deposits from public being a non-deposit taking NBFC

42 The Company does not have any overseas assets as on March 31, 2022 (PY- Nil)

43 The Company does not have any off-balance sheet sponsored SPVs which needs to be consolidated as per accounting norms



Note 42: Disclosures required as per Reserve Bank of India Master Direction - Non Banking Financial Company - Systematically Important Non-Deposit taking Company & Deposit taking Company (Reserve Bank) Directions, 2016 (Continued)


44 Asset Liability Management

Maturity Pattern of Certain items of Assets and Liabilities

(in crores)

| Particulars | Liabilities | | | |
|-----------------------------------|-------------|-----------------------|-------------------------------|------------------------------|
| | Deposits | Borrowings from Banks | Borrowings from Related Party | Foreign Currency Liabilities |
| 0 day to 07 days | - | - | - | - |
| 8 days to 14 days | - | - | - | - |
| 15 days to 30 / 31 days | - | - | - | - |
| Over 01 month and upto 02 months | - | - | - | - |
| Over 02 months and upto 03 months | - | - | - | - |
| Over 03 months and upto 06 months | - | 2.00 | - | - |
| Over 06 months and upto 01 year | - | 2.61 | 48.00 | - |
| Over 01 Year and upto 03 years | - | - | 66.00 | - |
| Over 03 years and upto 05 years | - | - | - | - |
| Over 05 years | - | - | - | - |
| Total | - | 4.61 | 114.00 | - |
| Ind AS Adjustment | - | -0.01 | - | - |
| Total | - | 4.61 | 114.00 | - |

| Particulars | Assets | | |
|-----------------------------------|---------------|-------------|-------------------------|
| | Advances | Investments | Foreign Currency Assets |
| 0 day to 07 days | 4.62 | - | - |
| 8 days to 14 days | 2.71 | - | - |
| 15 days to 30 / 31 days | 3.67 | - | - |
| Over 01 month and upto 02 months | 12.95 | - | - |
| Over 02 months and upto 03 months | 15.07 | - | - |
| Over 03 months and upto 06 months | 27.13 | - | - |
| Over 06 months and upto 01 year | 51.48 | - | - |
| Over 01 Year and upto 03 years | 61.78 | - | - |
| Over 03 years and upto 05 years | 13.05 | - | - |
| Over 05 years | 14.77 | - | - |
| Total | 207.23 | - | - |
| Ind AS Adjustment | -0.09 | - | - |
| Total | 207.14 | - | - |



Note 43: Public Disclosure on Liquidity Risk for the year ended March 31, 2022 pursuant to RBI circular dated November 04, 2019 on Liquidity Risk Management Framework for Non-Banking Financial Companies and Core Investment Companies

(i) Funding concentration based on significant counterparty

| (in crores) | | | | |
|----------------------|--------------------------------------|--------|-----------------------|------------------------|
| Particulars | Number of significant counterparties | Amount | % of Total Borrowings | % of Total Liabilities |
| As at March 31, 2022 | 4 | 118.61 | 100.00% | 96.21% |
| As at March 31, 2021 | 3 | 273.99 | 100.00% | 98.23% |

(ii) Total amount of top 20 deposits & Percentage of amount of top 20 deposits to total deposits

| (in crores) | | |
|---|-----------------------|-----------------------|
| Particulars | As at 31st March 2022 | As at 31st March 2021 |
| Total amount of top 10 deposits | NA | NA |
| Percentage of amount of top 10 deposits to total deposits | NA | NA |

(iii) Top 10 Borrowings

| (in crores) | | |
|---|-----------------------|-----------------------|
| Particulars | As at 31st March 2022 | As at 31st March 2021 |
| Total amount of top 10 borrowings | 118.61 | 273.99 |
| Percentage of amount of top 10 borrowings to total borrowings | 100.00% | 100.00% |

(iv) Funding concentration based on significant instrument

| Particulars | (in crores) | | (in crores) | |
|----------------------------|-----------------------|------------------------|-----------------------|------------------------|
| | As at 31st March 2022 | | As at 31st March 2021 | |
| | Amount | % of Total Liabilities | Amount | % of Total Liabilities |
| Term Loans from Banks | 4.00 | 3.24% | 7.99 | 2.86% |
| Cash Credit from Banks | 0.61 | 0.50% | 2.00 | 0.72% |
| Loans From Related Parties | 114.00 | 92.47% | 264.00 | 94.64% |

(v) Stock Ratio

| (in crores) | | |
|--|-----------------------|-----------------------|
| Particulars | As at 31st March 2022 | As at 31st March 2021 |
| Commercial paper as a percentage of total public funds | NA | NA |
| Commercial paper as a percentage of total liabilities | NA | NA |
| Commercial paper as a percentage of total assets | NA | NA |
| Non convertible debentures (original maturity of less than one year) as a percentage of total public funds | NA | NA |
| Non convertible debentures (original maturity of less than one year) as a percentage of total liabilities | NA | NA |
| Non convertible debentures (original maturity of less than one year) as a percentage of total assets | NA | NA |
| Other short term liabilities as a percentage of total public funds | NA | NA |
| Other short term liabilities as a percentage of total liabilities | 3.73% | 1.72% |
| Other short term liabilities as a percentage of total assets | 2.03% | 1.23% |

(vi) Institutional set-up for liquidity risk management

The company has an Asset Liability Management Committee (ALCO) to monitor asset liability mismatches to ensure that there is no imbalances or excessive concentration on the either side of the balance sheet. The company maintains a judicious mix of borrowings in the form of Term Loans, Working Capital and continues to diversify its source of borrowings with the emphasis on longer tenor borrowings.

The Liquidity Risk Management (LRM) of the company is governed by the LRM Policy approved by the Board. The Asset Liability Committee (ALCO) is responsible for implementing and monitoring the liquidity risk management strategy of the company in line with its risk management objectives and ensures adherence to the risk tolerance/limits set by the Board.



Note 44. The balances of trade advances, capital advances, other advances, other financial assets & other financial liabilities are subject to confirmations/reconciliations.

Note 45. All charges or satisfaction are registered with ROC within the statutory period for the financial years ended March 31, 2022 and March 31, 2021. No charges or satisfactions are yet to be registered with ROC beyond the statutory period.

Note 46. The Company has complied with the number of layers prescribed under clause (87) of section 2 of the Act read with Companies (Restriction on number of Layers) Rules, 2017 for the financial years ended March 31, 2022 and March 31, 2021

Note 47. The Company, as part of its normal business, grants loans and advances, makes investment and accept borrowings. These transactions are part of Company's normal non-banking finance business, which is conducted ensuring adherence to all regulatory requirements. Other than the transactions described above, no funds have been advanced or loaned or invested (either from borrowed funds or share premium or any other sources or kind of funds) by the Company to or in any other persons or entities, including foreign entities ("Intermediaries") with the understanding, whether recorded in writing or otherwise, that the Intermediary shall lend or invest in party identified by or on behalf of the Company (Ultimate Beneficiaries). The Company has also not received any fund from any parties (Funding Party) with the understanding that the Company shall whether, directly or indirectly lend or invest in other persons or entities identified by or on behalf of the Funding Party ("Ultimate Beneficiaries") or provide any guarantee, security or the like on behalf of the Ultimate Beneficiaries.

Note 48. There are no transactions not recorded in the books of accounts. There are no transactions which are not recorded in the books of account which have been surrendered or disclosed as income during the year in the tax assessments under the Income Tax Act, 1961

Note 49. The Company has not traded or invested in Crypto currency or Virtual currency during the financial years ended March 31, 2022 and March 31, 2021.

Note 50. No proceedings have been initiated or pending against the Company for holding any benami property under the Benami Transactions (Prohibition) Act, 1988 (45 of 1988) and rules made thereunder in the financial years ended March 31, 2022 and March 31, 2021.


Note 51. The Company has not been declared as a wilful defaulter by any bank or financial institution or other lender in the financial years ended March 31, 2022 and March 31, 2021.


Note 52. The Company has not made any transactions with companies whose names have been struck off under section 248 of Companies Act, 2013 or section 560 of Companies Act, 1956 in the financial years ended March 31, 2022 and March 31, 2021.

Note 53. Previous year figures have been regrouped/rearranged, wherever necessary to conform to current year's classifications/ disclosures.


For and on behalf of Board of Directors

As per our report of even date attached


George Jacob Muthoot
Director
DIN: 00018235



George M Jacob
Director
DIN :00018955


Vinod Krishna
Chief Executive Officer


Visakh T V
Company Secretary



For JVR and Associates
Chartered Accountants


Amal Varghese
Partner
M. No. 244752

Place: Kochi
Date : 17.05.2022